

Top of Broad lane facing towards A43 12th Oct 2016

Sites: Broad Lane Top
 Dates: Thu Aug 4 2016 - Wed Oct 12 2016
 Directions: Northbound

Vehicle Speed Classes (Mph)

	<15	15 20	20 25	25 30	30 35	35 40	40 45	45 50	50 55	55 60	60 65	65 70	>70	Total	85th Percentile
00:00	11	18	79	200	95	47	23	20	6	0	0	0	0	499	35.8
01:00	11	15	37	88	57	27	16	6	5	2	0	1	0	265	36.7
02:00	2	8	18	31	21	3	6	1	2	2	1	0	0	95	34.7
03:00	15	9	13	15	19	10	4	1	3	1	0	0	2	92	36.2
04:00	11	18	78	130	63	15	27	13	7	3	0	0	0	365	36.4
05:00	9	10	64	166	103	45	12	4	1	4	0	0	0	418	34.3
06:00	34	60	196	486	429	206	109	51	24	34	15	1	17	1662	39.1
07:00	77	144	517	1476	1247	457	193	94	30	2	1	0	0	4238	35.3
08:00	169	187	752	2168	1661	542	186	53	22	3	0	0	0	5743	33.7
09:00	206	283	808	2344	1636	458	169	57	10	1	2	0	0	5974	33.1
10:00	225	285	905	2565	1698	516	152	47	12	2	0	0	0	6407	33.0
11:00	315	306	1001	2787	1934	516	178	35	9	1	0	1	0	7083	32.7
12:00	358	312	1107	3015	2283	668	195	63	17	16	1	0	5	8040	33.3
13:00	268	246	1033	2563	1987	558	174	39	13	2	1	0	0	6884	33.0
14:00	320	266	989	2585	1763	505	148	35	6	4	1	1	0	6623	32.8
15:00	323	298	1072	3010	2066	560	203	49	16	5	0	0	0	7602	32.8
16:00	262	266	1035	3243	2399	751	206	53	17	1	3	0	0	8236	33.3
17:00	240	274	930	3139	2600	690	269	67	18	3	0	6	8	8244	33.5
18:00	157	283	1024	2957	2275	635	237	72	15	5	1	1	2	7664	33.4
19:00	136	228	883	2544	1569	537	174	58	18	6	1	3	1	6158	33.4
20:00	98	167	657	1687	1080	349	111	38	17	6	2	2	1	4215	33.2
21:00	34	85	438	1085	699	211	79	36	16	1	0	0	0	2684	33.3
22:00	24	66	250	641	375	138	49	25	9	2	0	0	2	1581	33.8
23:00	11	29	114	294	223	83	37	23	13	1	0	0	1	829	35.7
AM Total	1085	1343	4468	12456	8963	2842	1075	382	131	55	19	3	19		
PM Total	2231	2520	9532	26763	19319	5685	1882	558	175	52	10	13	20		
Total	3316	3863	14000	39219	28282	8527	2957	940	306	107	29	16	39		
Percent	3.26%	3.80%	13.78%	38.60%	27.84%	8.39%	2.91%	0.93%	0.30%	0.11%	0.03%	0.02%	0.04%		

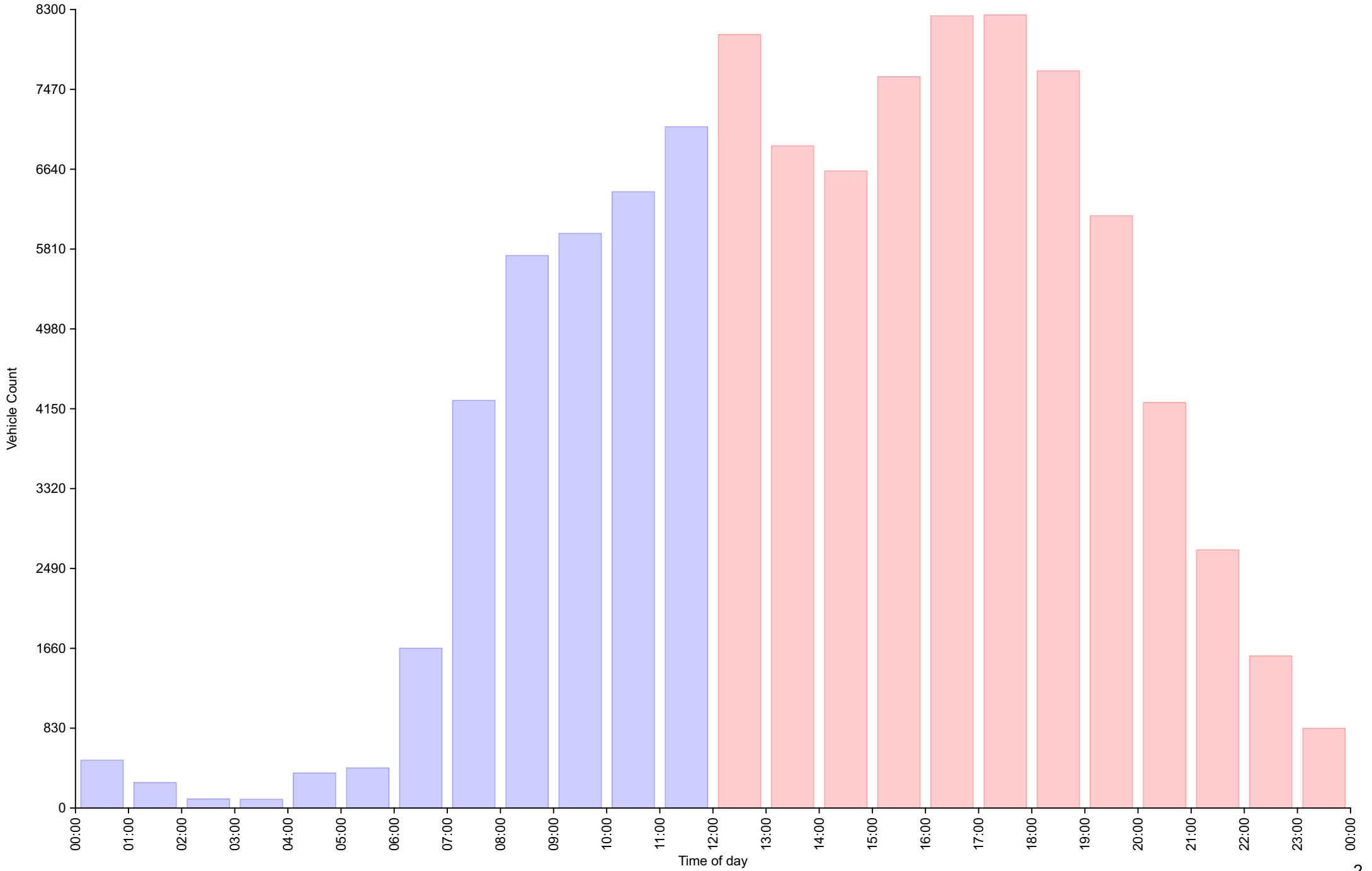
Total Vehicles : 101601

30th Percentile : 25.6 MPH
 50th Percentile : 28.0 MPH
 85th Percentile : 33.4 MPH
 95th Percentile : 38.4 MPH

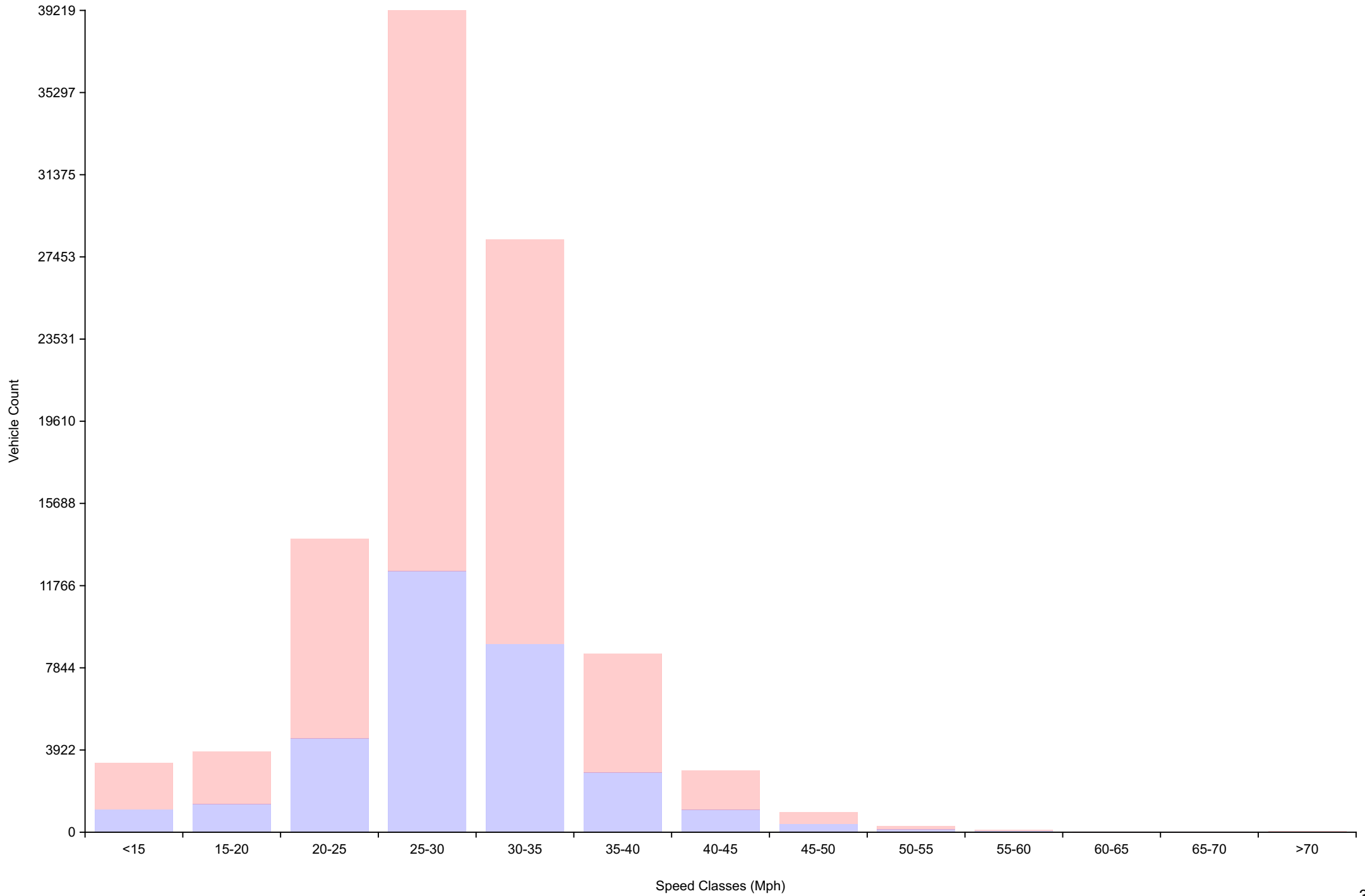
Average Speed : 28.5 MPH
 Highest Speed : 78.7 MPH

Vehicle Counts By Hour

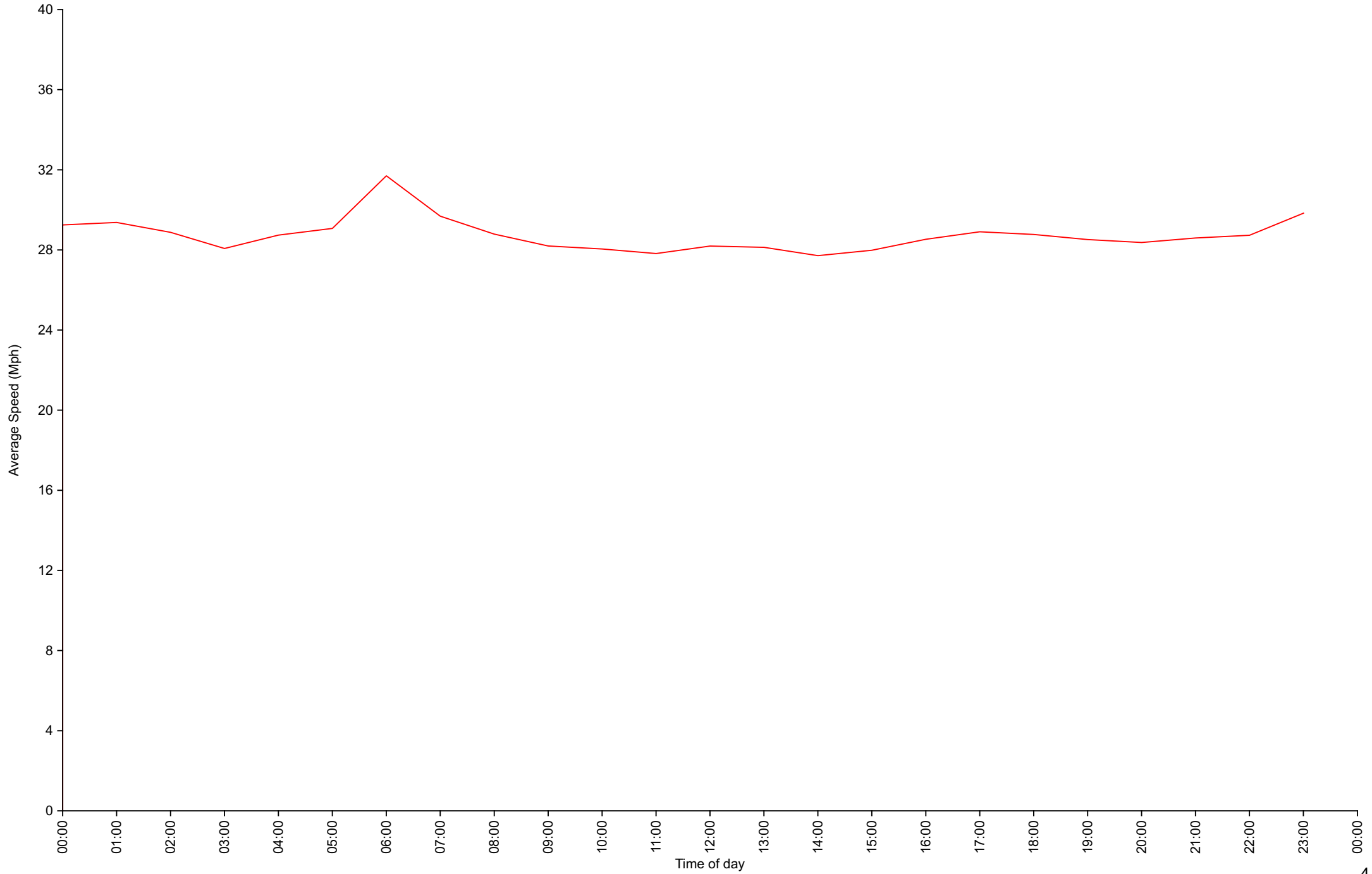
(60 Minute Resolution)



Vehicle Counts By Speed Class



Average Speed By Hour (60 Minute Resolution)



Cumulative Speed Distribution Curve

