

# Whilst positioned at top Broad lane facing towards A43

Sites: Broad lane top  
 Dates: Tue Jul 21 2015 - Wed Dec 2 2015  
 Directions: Northbound

## Vehicle Speed Classes (Mph)

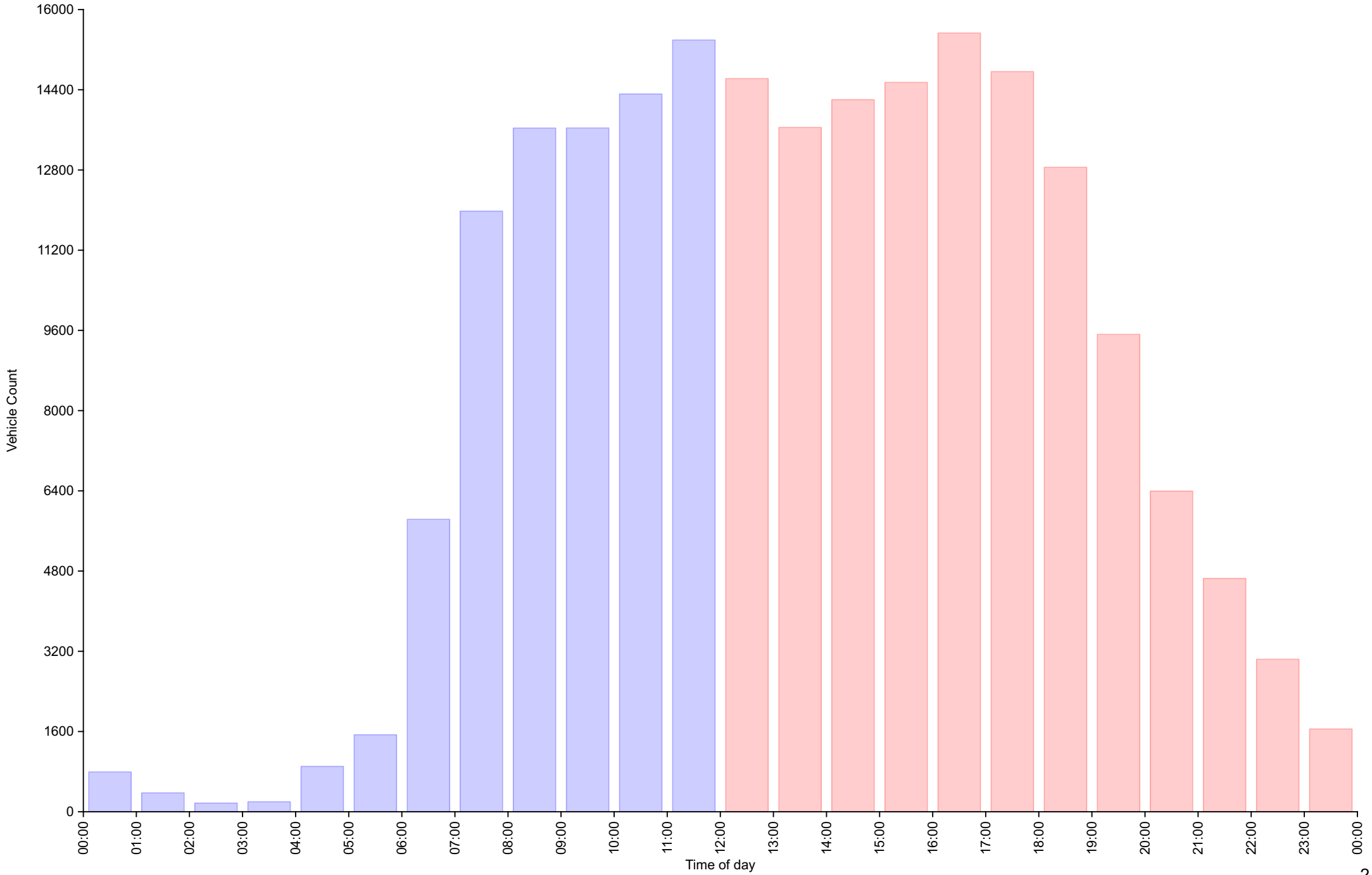
	<15	15 20	20 25	25 30	30 35	35 40	40 45	45 50	50 55	55 60	60 65	65 70	>70	Total	85th Percentile
00:00	11	25	59	168	185	142	108	54	26	13	2	2	1	796	42.3
01:00	5	13	37	86	66	55	47	33	23	11	1	1	0	378	<b>45.6</b>
02:00	0	5	8	24	35	40	35	15	9	1	2	0	0	174	44.1
03:00	3	16	9	28	46	54	27	16	2	0	0	0	0	201	41.3
04:00	12	13	49	322	255	193	39	16	6	0	0	0	1	906	36.6
05:00	24	25	98	337	385	286	170	111	76	16	7	0	1	1536	43.4
06:00	74	134	377	1284	1626	1167	587	351	<b>194</b>	38	2	1	0	5835	41.1
07:00	180	194	791	2919	3590	<b>2458</b>	<b>1173</b>	<b>477</b>	144	<b>40</b>	<b>9</b>	<b>3</b>	2	11980	39.1
08:00	225	230	1221	3865	4052	2453	1075	386	98	26	7	0	0	13638	37.7
09:00	268	369	1347	3972	3947	2276	1001	337	94	22	7	1	0	13641	37.3
10:00	264	<b>398</b>	1520	4345	4219	2222	920	303	92	28	5	0	1	14317	36.7
11:00	<b>314</b>	387	<b>1677</b>	<b>4501</b>	<b>4508</b>	2456	1041	365	110	26	7	0	<b>3</b>	<b>15395</b>	36.9
12:00	<b>328</b>	<b>403</b>	1466	4129	4235	2484	1058	370	109	34	8	2	1	14627	37.4
13:00	262	292	1279	3889	4010	2415	995	371	105	23	6	1	<b>3</b>	13651	37.4
14:00	246	343	1342	4054	4119	2512	1104	341	104	26	10	2	1	14204	37.5
15:00	277	290	<b>1546</b>	4111	4167	2510	1101	379	129	28	11	2	0	14551	37.6
16:00	270	362	1489	<b>4219</b>	<b>4453</b>	<b>2866</b>	1231	471	131	38	3	1	1	<b>15535</b>	37.9
17:00	195	303	1417	3886	4255	2686	<b>1302</b>	517	148	45	8	2	1	14765	38.5
18:00	143	267	1161	3545	3600	2250	1116	<b>520</b>	<b>174</b>	<b>59</b>	<b>18</b>	4	0	12857	38.9
19:00	94	165	905	2723	2692	1691	762	312	115	43	13	<b>8</b>	2	9525	38.3
20:00	66	120	589	1939	1638	1142	536	226	94	29	12	4	0	6395	38.7
21:00	34	47	365	1337	1293	861	406	172	85	32	16	5	1	4654	39.2
22:00	16	19	212	791	839	591	323	145	65	29	10	3	1	3044	40.5
23:00	5	17	97	392	458	330	199	82	45	17	6	2	3	1653	<b>41.1</b>
AM Total	1380	1809	7193	21851	<b>22914</b>	13802	6223	2464	874	221	49	8	9		
PM Total	1936	2628	11868	35015	<b>35759</b>	22338	10133	3906	1304	403	121	36	14		
Total	3316	4437	19061	56866	<b>58673</b>	36140	16356	6370	2178	624	170	44	23		
Percent	1.62%	2.17%	9.33%	27.84%	<b>28.72%</b>	17.69%	8.01%	3.12%	1.07%	0.31%	0.08%	0.02%	0.01%		

Total Vehicles : 204258

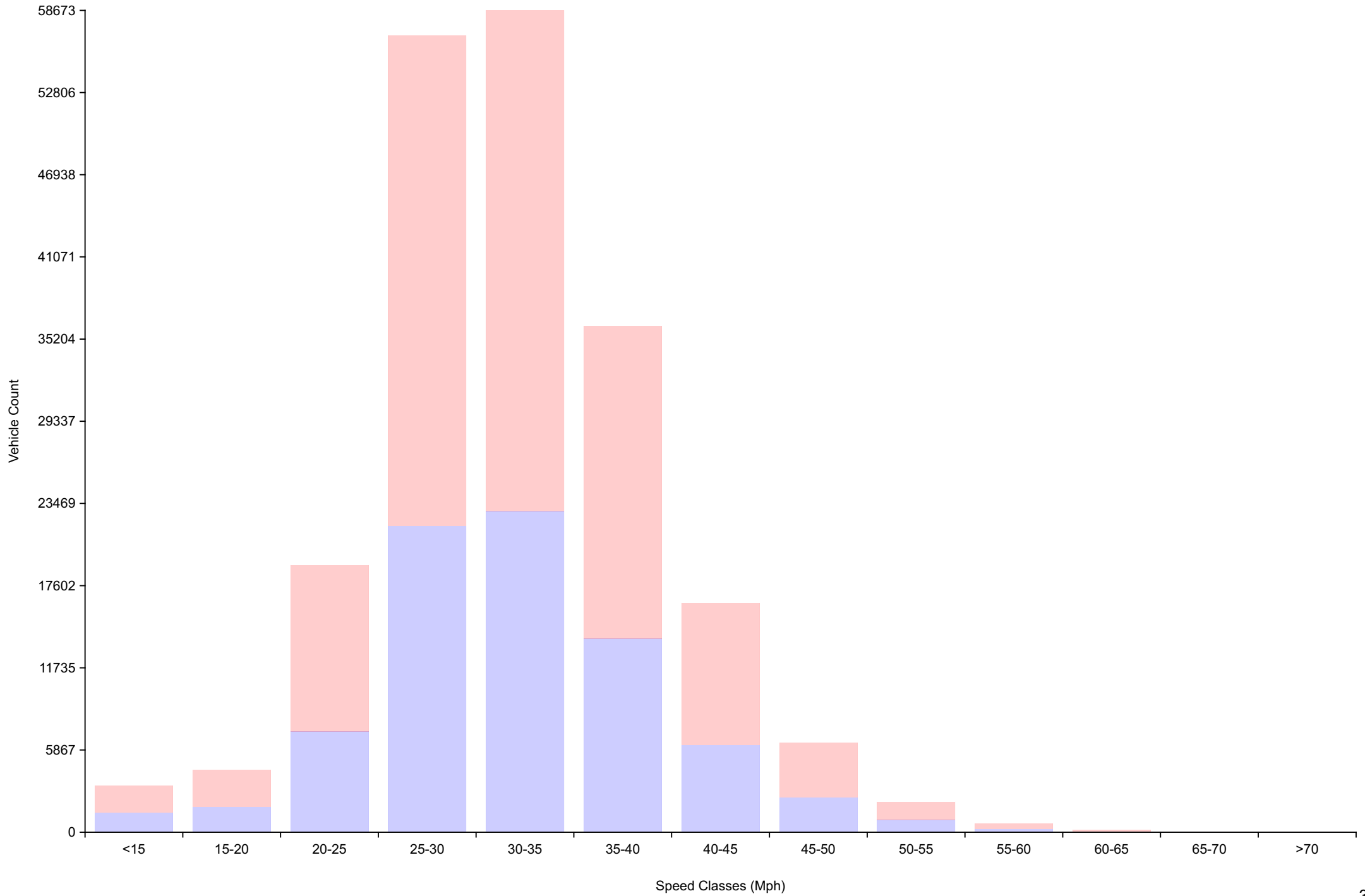
30th Percentile : 27.3 MPH  
 50th Percentile : 30.4 MPH  
 85th Percentile : 38.1 MPH  
 95th Percentile : 43.6 MPH

Average Speed : 31.5 MPH  
 Highest Speed : 98.0 MPH

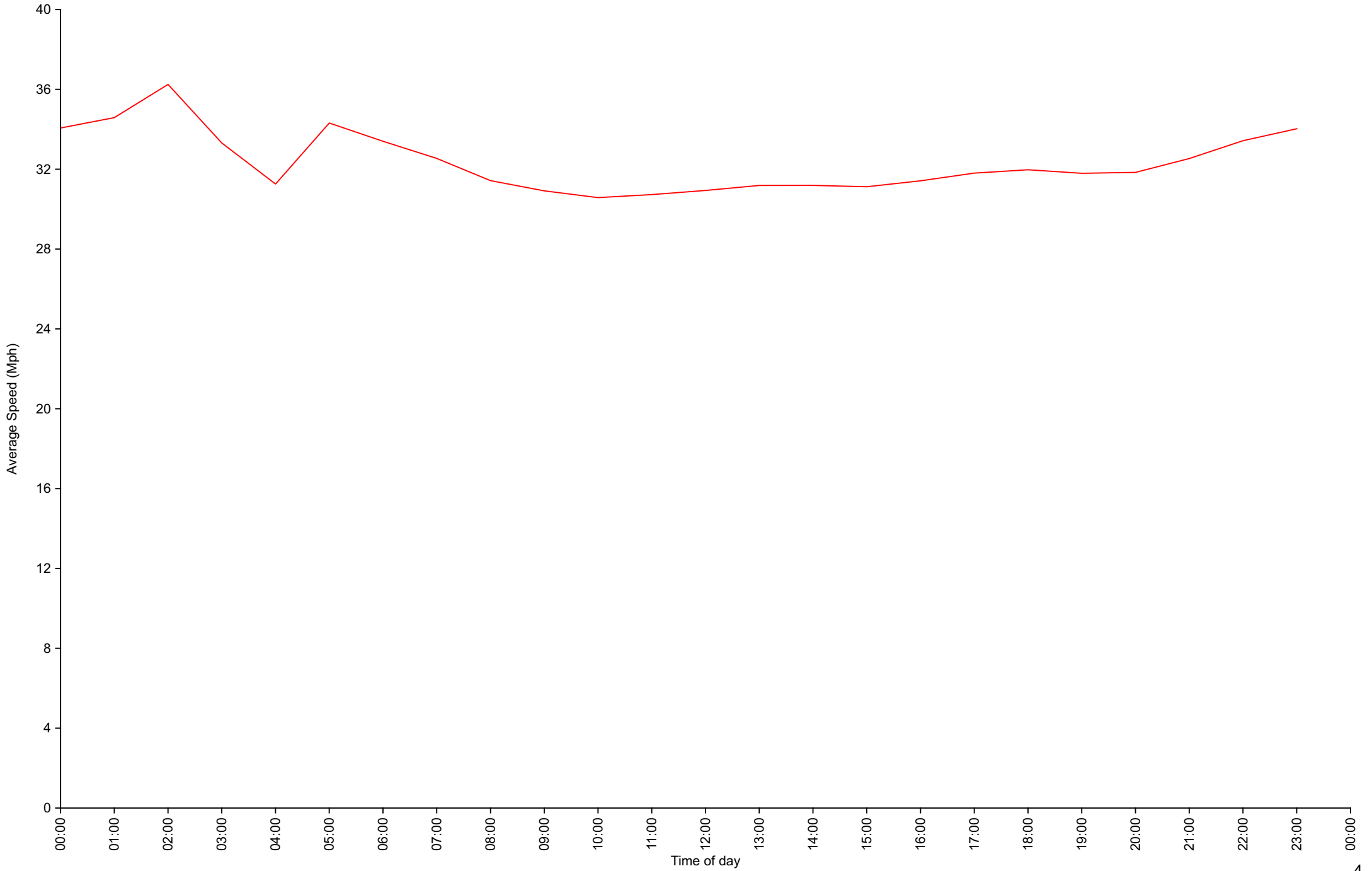
# Vehicle Counts By Hour (60 Minute Resolution)



# Vehicle Counts By Speed Class



# Average Speed By Hour (60 Minute Resolution)



# Cumulative Speed Distribution Curve

