

Outside 5 Broad Lane facing into village

Sites: Broad lane top
 Dates: Fri May 15 2015 - Mon Jul 20 2015
 Directions: Northbound

Vehicle Speed Classes (Mph)

	<15	15 20	20 25	25 30	30 35	35 40	40 45	45 50	50 55	55 60	60 65	65 70	>70	Total	85th Percentile
00:00	5	20	67	164	100	50	25	3	1	1	0	0	0	436	34.9
01:00	3	6	46	72	46	32	12	7	1	0	0	0	0	225	36.4
02:00	1	8	13	31	27	11	8	3	0	0	0	0	0	102	36.4
03:00	3	6	7	29	24	10	5	1	0	0	0	0	0	85	35.8
04:00	0	14	85	150	99	14	4	1	0	0	0	0	0	367	30.8
05:00	8	43	154	168	98	47	23	3	1	0	0	0	0	545	33.4
06:00	31	90	374	835	413	141	46	15	1	0	0	0	0	1946	32.4
07:00	106	297	925	1736	886	259	91	15	1	1	0	1	0	4318	31.8
08:00	148	422	1296	1940	1029	251	50	9	1	0	0	0	0	5146	31.0
09:00	163	416	1341	1931	918	232	38	5	0	0	0	0	1	5045	30.8
10:00	222	453	1544	1971	842	197	33	6	0	0	0	0	0	5268	30.0
11:00	217	523	1593	2116	993	216	56	7	0	0	0	0	0	5721	30.4
12:00	162	425	1444	2207	993	245	48	7	2	0	1	0	0	5534	30.7
13:00	124	434	1294	1976	996	270	52	8	5	0	0	0	0	5159	31.0
14:00	159	413	1327	1948	1028	251	57	8	1	0	0	0	0	5192	30.9
15:00	141	432	1500	2139	1053	268	62	12	0	0	0	0	0	5607	30.9
16:00	158	363	1407	2345	1251	371	83	10	3	0	0	0	0	5991	31.6
17:00	135	386	1331	2285	1432	401	98	9	3	2	0	0	0	6082	32.0
18:00	129	347	1225	1880	1179	339	74	10	3	0	1	0	0	5187	31.8
19:00	71	221	1008	1584	906	254	53	9	0	1	0	0	0	4107	31.8
20:00	58	216	779	1202	670	192	40	8	2	0	0	0	0	3167	31.5
21:00	45	153	621	890	454	145	44	11	3	1	0	0	0	2367	31.6
22:00	24	59	328	512	343	118	24	11	1	0	0	0	0	1420	32.7
23:00	11	32	149	306	204	92	20	6	4	1	0	0	0	825	34.0
AM Total	907	2298	7445	11143	5475	1460	391	75	6	2	0	1	1		
PM Total	1217	3481	12413	19274	10509	2946	655	109	27	5	2	0	0		
Total	2124	5779	19858	30417	15984	4406	1046	184	33	7	2	1	1		
Percent	2.66%	7.24%	24.87%	38.10%	20.02%	5.52%	1.31%	0.23%	0.04%	0.01%	0.00%	0.00%	0.00%		

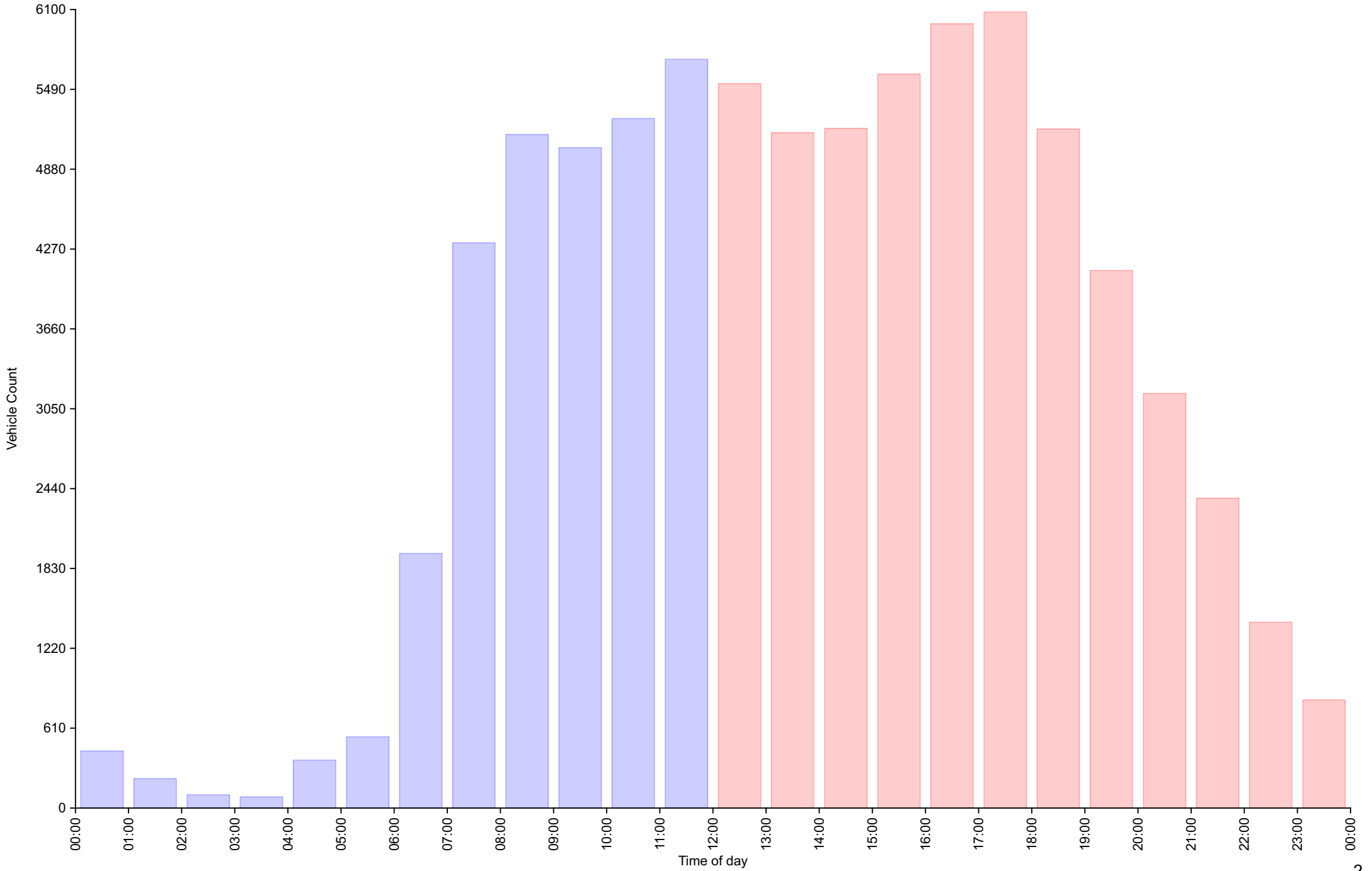
Total Vehicles : 79842

30th Percentile : 23.3 MPH
 50th Percentile : 25.9 MPH
 85th Percentile : 31.3 MPH
 95th Percentile : 35.3 MPH

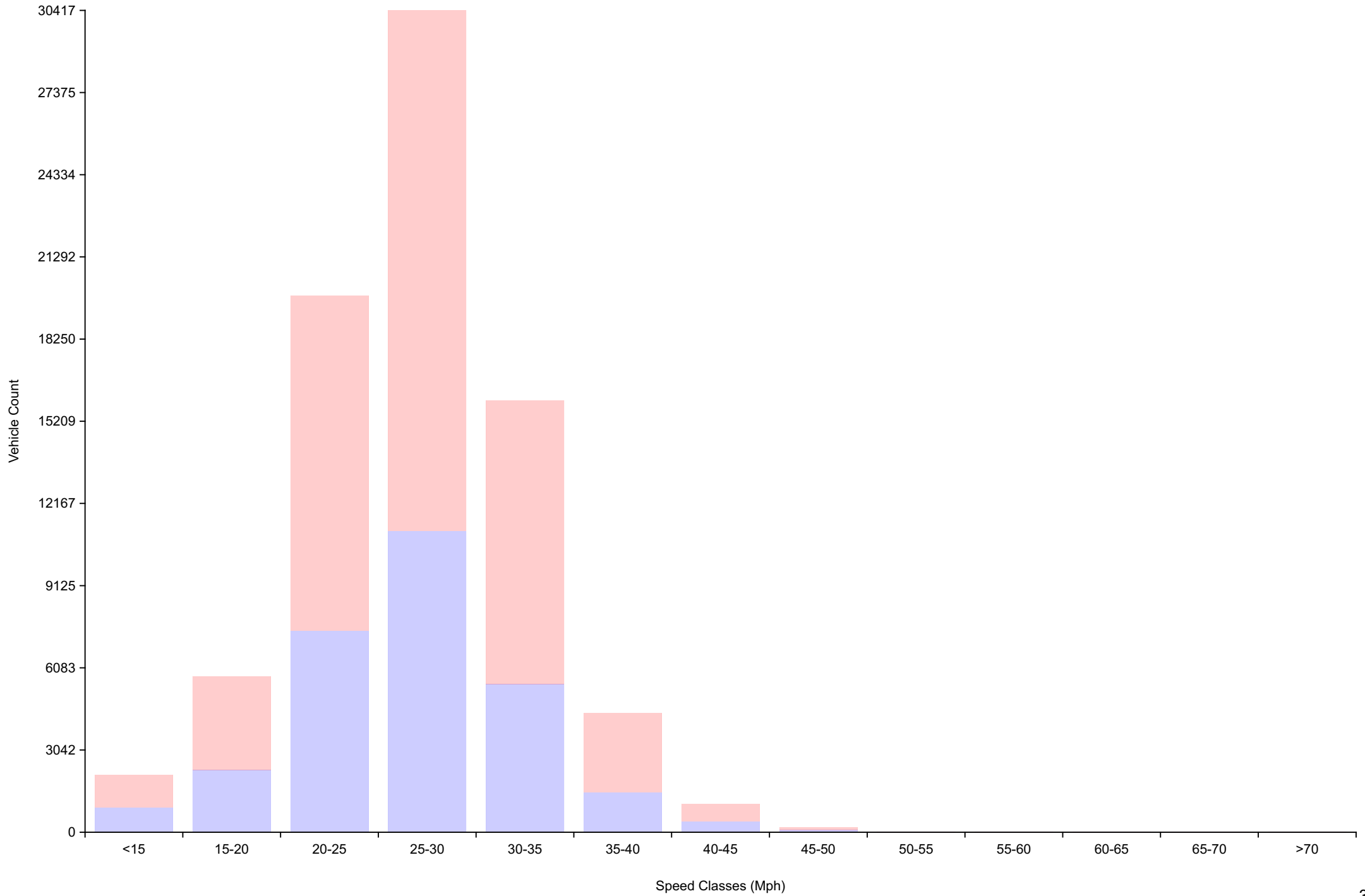
Average Speed : 26.5 MPH
 Highest Speed : 71.0 MPH

Vehicle Counts By Hour

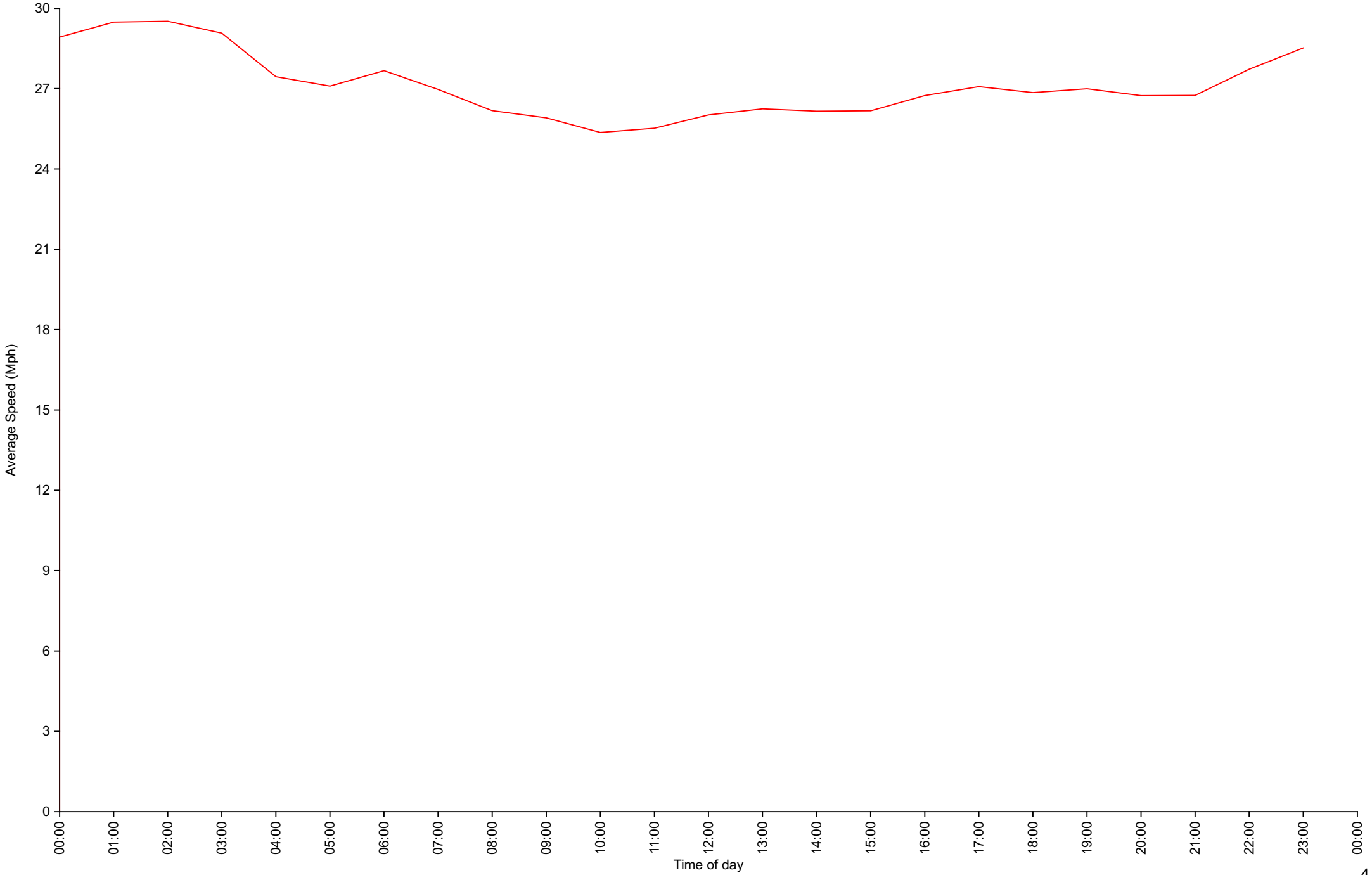
(60 Minute Resolution)



Vehicle Counts By Speed Class



Average Speed By Hour (60 Minute Resolution)



Cumulative Speed Distribution Curve

