

Top of Broad lane facing towards A43

Sites: Broad lane top
 Dates: Fri Mar 6 2015 - Thu May 14 2015
 Directions: Northbound

Vehicle Speed Classes (Mph)

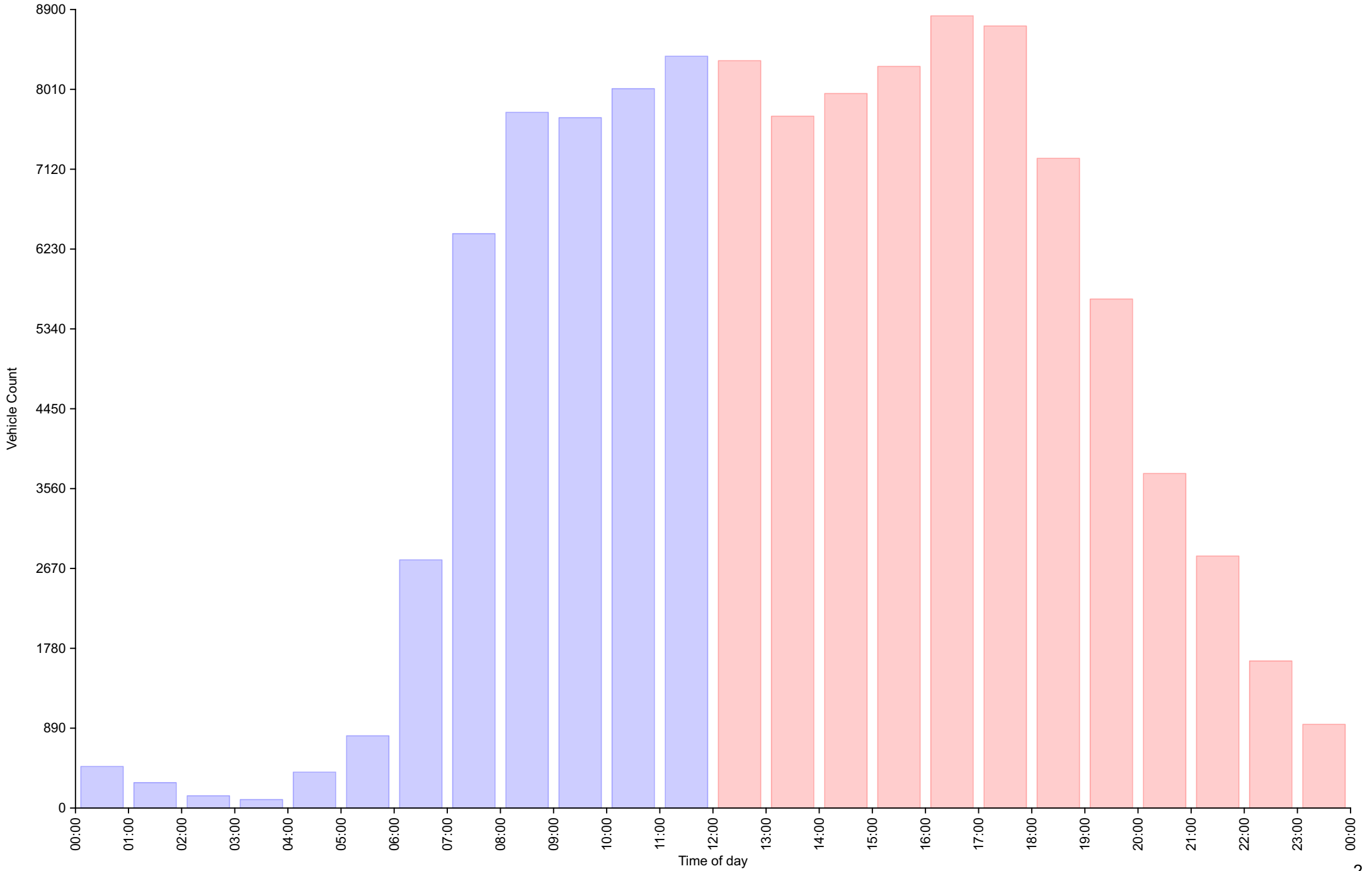
	<15	15 20	20 25	25 30	30 35	35 40	40 45	45 50	50 55	55 60	60 65	65 70	>70	Total	85th Percentile
00:00	4	12	28	93	112	97	61	36	16	3	2	1	0	465	42.7
01:00	3	9	28	48	59	56	32	27	14	5	2	0	0	283	44.9
02:00	3	3	7	27	24	32	23	9	5	2	0	1	1	137	43.4
03:00	1	2	4	9	22	15	17	16	7	1	0	0	1	95	46.9
04:00	2	2	12	125	138	79	24	11	8	1	0	0	0	402	37.7
05:00	3	7	33	155	148	188	95	90	60	18	6	3	0	806	46.6
06:00	14	34	143	560	761	554	340	219	108	27	4	1	2	2767	43.0
07:00	97	126	430	1722	1934	1232	552	203	75	19	7	3	2	6402	38.4
08:00	141	150	702	2346	2263	1304	552	226	53	14	3	0	1	7755	37.5
09:00	78	141	719	2340	2351	1262	530	203	57	13	1	0	0	7695	37.1
10:00	101	214	849	2570	2354	1198	477	178	55	14	7	0	1	8018	36.6
11:00	157	201	973	2643	2438	1237	463	191	58	16	3	1	0	8381	36.3
12:00	163	218	955	2517	2363	1292	528	207	74	9	3	1	1	8331	36.9
13:00	160	189	774	2275	2129	1301	570	218	65	21	8	1	1	7712	37.6
14:00	158	183	759	2195	2284	1412	617	245	78	28	4	2	0	7965	37.9
15:00	157	206	917	2386	2337	1379	577	222	65	16	4	1	0	8267	37.4
16:00	147	178	758	2235	2596	1704	708	336	128	25	10	6	0	8831	38.6
17:00	113	185	754	2304	2542	1564	762	321	125	29	15	4	0	8718	38.7
18:00	94	143	645	1907	1998	1367	654	284	115	30	5	0	1	7243	39.0
19:00	52	84	504	1547	1608	1012	529	217	90	24	4	3	0	5674	39.1
20:00	30	44	365	1017	1025	708	324	143	63	10	0	1	0	3730	38.8
21:00	14	21	211	786	793	528	279	118	44	13	2	0	1	2810	39.5
22:00	4	6	98	399	390	369	218	94	31	22	7	0	1	1639	41.3
23:00	5	8	37	204	227	218	122	62	36	12	2	1	0	934	42.3
AM Total	604	901	3928	12638	12604	7254	3166	1409	516	133	35	10	8		
PM Total	1097	1465	6777	19772	20292	12854	5888	2467	914	239	64	20	5		
Total	1701	2366	10705	32410	32896	20108	9054	3876	1430	372	99	30	13		
Percent	1.48%	2.06%	9.30%	28.17%	28.59%	17.48%	7.87%	3.37%	1.24%	0.32%	0.09%	0.03%	0.01%		

Total Vehicles : 115060

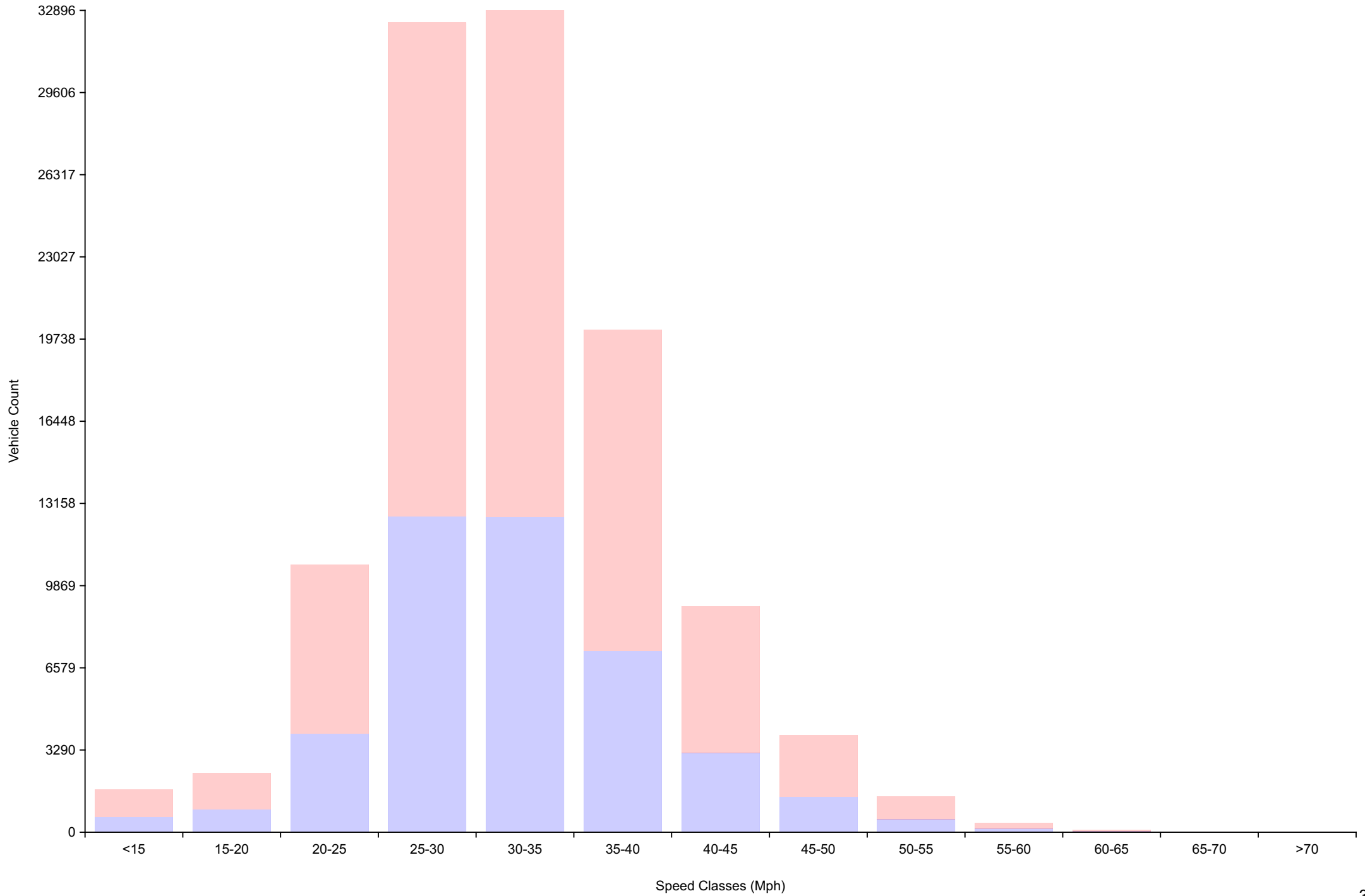
30th Percentile : 27.4 MPH
 50th Percentile : 30.4 MPH
 85th Percentile : 38.2 MPH
 95th Percentile : 44.1 MPH

Average Speed : 31.6 MPH
 Highest Speed : 75.0 MPH

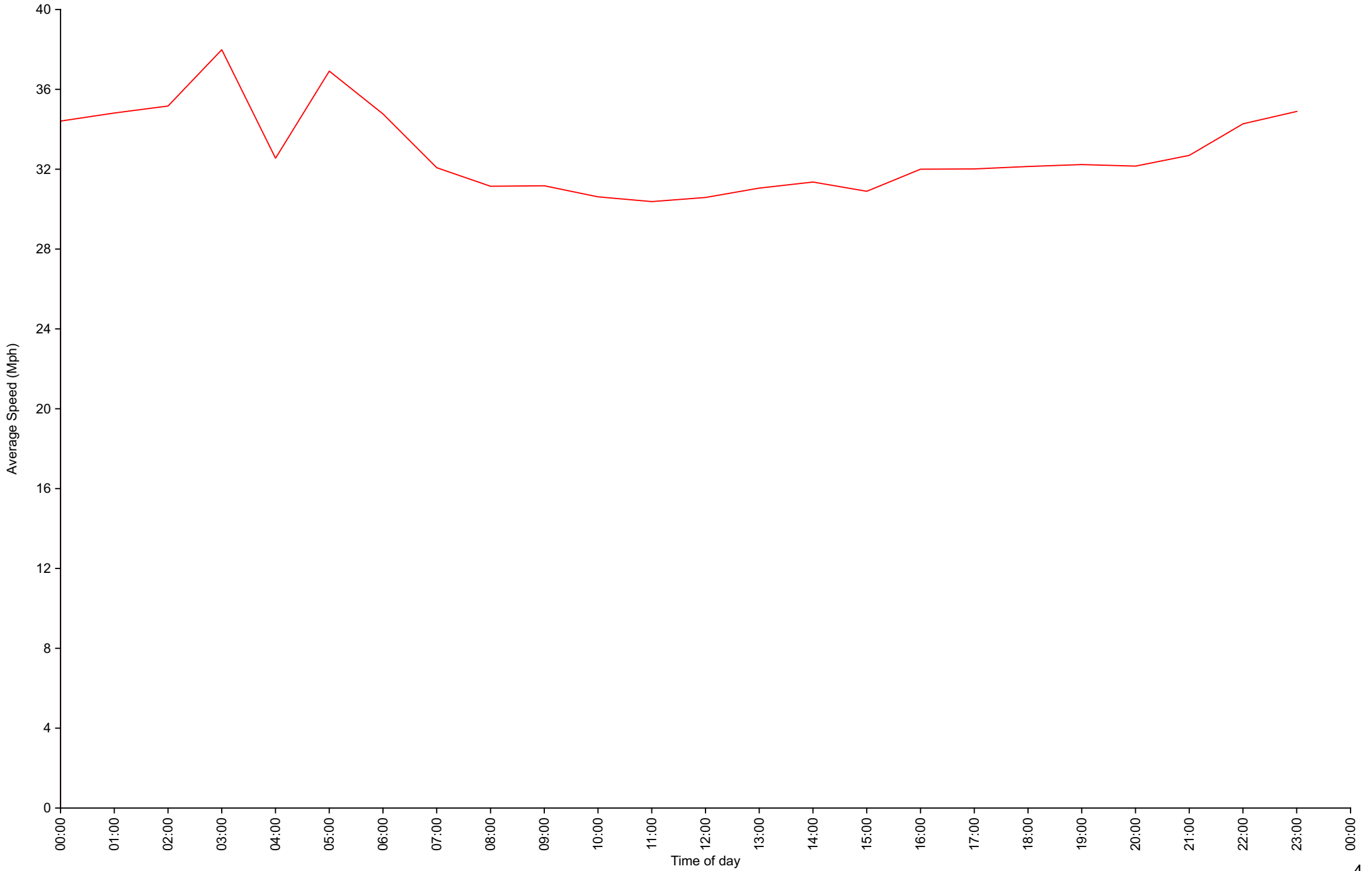
Vehicle Counts By Hour (60 Minute Resolution)



Vehicle Counts By Speed Class



Average Speed By Hour (60 Minute Resolution)



Cumulative Speed Distribution Curve

