

# Whilst positioned opposite Lawyers Close facing towards A43

Sites: Opposite Lawyers Close traffic in to village from A43

Dates: Tue Jan 13 2015 - Wed Mar 4 2015

Directions: Southbound

## Vehicle Speed Classes (Mph)

|          | <15        | 15<br>20   | 20<br>25   | 25<br>30      | 30<br>35    | 35<br>40   | 40<br>45   | 45<br>50  | 50<br>55 | 55<br>60 | 60<br>65 | 65<br>70 | >70      | Total       | 85th<br>Percentile |
|----------|------------|------------|------------|---------------|-------------|------------|------------|-----------|----------|----------|----------|----------|----------|-------------|--------------------|
| 00:00    | 3          | 14         | 32         | 90            | 70          | 21         | 12         | 1         | 1        | 1        | 0        | 0        | 0        | 245         | 33.9               |
| 01:00    | 1          | 5          | 16         | 37            | 26          | 19         | 1          | 2         | 1        | 0        | 0        | 0        | 0        | 108         | 35.0               |
| 02:00    | 1          | 6          | 11         | 14            | 9           | 7          | 2          | 0         | 0        | 0        | 0        | 0        | 0        | 50          | <b>37.2</b>        |
| 03:00    | 1          | 4          | 10         | 12            | 14          | 4          | 2          | 1         | 0        | 0        | 0        | 0        | 0        | 48          | 33.9               |
| 04:00    | 3          | 24         | 58         | 65            | 90          | 17         | 3          | 0         | 0        | 0        | 0        | 0        | 0        | 260         | 32.0               |
| 05:00    | 18         | 53         | 66         | 90            | 71          | 33         | 4          | 5         | 3        | 0        | 0        | 0        | 0        | 343         | 33.1               |
| 06:00    | 41         | 89         | 217        | 394           | 329         | 178        | 81         | 13        | 1        | 0        | 1        | 0        | <b>3</b> | 1347        | 35.9               |
| 07:00    | 103        | 189        | 583        | 1204          | 806         | 282        | 71         | 14        | 2        | 0        | 0        | <b>1</b> | 1        | 3256        | 32.9               |
| 08:00    | 170        | 331        | 664        | 1330          | <b>966</b>  | <b>331</b> | 88         | 14        | 4        | 1        | 0        | 0        | 3        | 3902        | 32.9               |
| 09:00    | 174        | 291        | 695        | 1407          | 890         | 280        | 72         | 15        | 4        | 0        | <b>2</b> | 1        | 2        | 3833        | 32.4               |
| 10:00    | <b>218</b> | <b>378</b> | 850        | 1460          | 869         | 272        | 70         | 14        | 2        | 0        | 0        | 0        | 0        | 4133        | 31.7               |
| 11:00    | 217        | 367        | <b>882</b> | <b>1541</b>   | 895         | 272        | <b>93</b>  | <b>24</b> | <b>6</b> | <b>3</b> | 0        | 1        | 0        | <b>4301</b> | 32.0               |
| 12:00    | <b>223</b> | 324        | <b>861</b> | 1488          | 972         | 357        | 103        | 18        | 3        | 2        | 0        | 0        | 0        | 4351        | 32.8               |
| 13:00    | 179        | 306        | 738        | 1390          | 890         | 342        | 72         | 20        | 4        | 3        | 0        | 0        | 1        | 3945        | 32.8               |
| 14:00    | 180        | 318        | 758        | 1455          | 989         | 349        | 103        | 21        | <b>6</b> | 4        | 0        | 0        | 0        | 4183        | 32.8               |
| 15:00    | 162        | 297        | 843        | <b>1571</b>   | 1054        | 374        | 108        | <b>31</b> | 4        | 1        | 0        | <b>1</b> | 0        | 4446        | 33.0               |
| 16:00    | 199        | 307        | 846        | 1570          | <b>1133</b> | <b>445</b> | <b>126</b> | 21        | 6        | 0        | <b>1</b> | 0        | <b>3</b> | <b>4657</b> | 33.4               |
| 17:00    | 174        | <b>377</b> | 772        | 1425          | 966         | 424        | 110        | 21        | 3        | 0        | 0        | 0        | 2        | 4274        | 33.4               |
| 18:00    | 118        | 289        | 692        | 1246          | 804         | 345        | 112        | 31        | 5        | <b>5</b> | 0        | 1        | 3        | 3651        | 33.6               |
| 19:00    | 91         | 223        | 556        | 991           | 619         | 225        | 77         | 10        | 6        | 0        | 1        | 1        | 2        | 2802        | 33.0               |
| 20:00    | 50         | 147        | 351        | 642           | 439         | 146        | 42         | 12        | 4        | 1        | 1        | 0        | 1        | 1836        | 32.9               |
| 21:00    | 44         | 131        | 340        | 509           | 303         | 140        | 41         | 8         | 4        | 0        | 0        | 0        | 0        | 1520        | 32.9               |
| 22:00    | 10         | 63         | 165        | 331           | 217         | 104        | 26         | 11        | 4        | 3        | 1        | 0        | 0        | 935         | 34.3               |
| 23:00    | 4          | 23         | 71         | 152           | 122         | 66         | 20         | 4         | 1        | 0        | 0        | 0        | 0        | 463         | <b>35.0</b>        |
| AM Total | 950        | 1751       | 4084       | <b>7644</b>   | 5035        | 1716       | 499        | 103       | 24       | 5        | 3        | 3        | 9        |             |                    |
| PM Total | 1434       | 2805       | 6993       | <b>12770</b>  | 8508        | 3317       | 940        | 208       | 50       | 19       | 4        | 3        | 12       |             |                    |
| Total    | 2384       | 4556       | 11077      | <b>20414</b>  | 13543       | 5033       | 1439       | 311       | 74       | 24       | 7        | 6        | 21       |             |                    |
| Percent  | 4.05%      | 7.74%      | 18.81%     | <b>34.67%</b> | 23.00%      | 8.55%      | 2.44%      | 0.53%     | 0.13%    | 0.04%    | 0.01%    | 0.01%    | 0.04%    |             |                    |

Total Vehicles : 58889

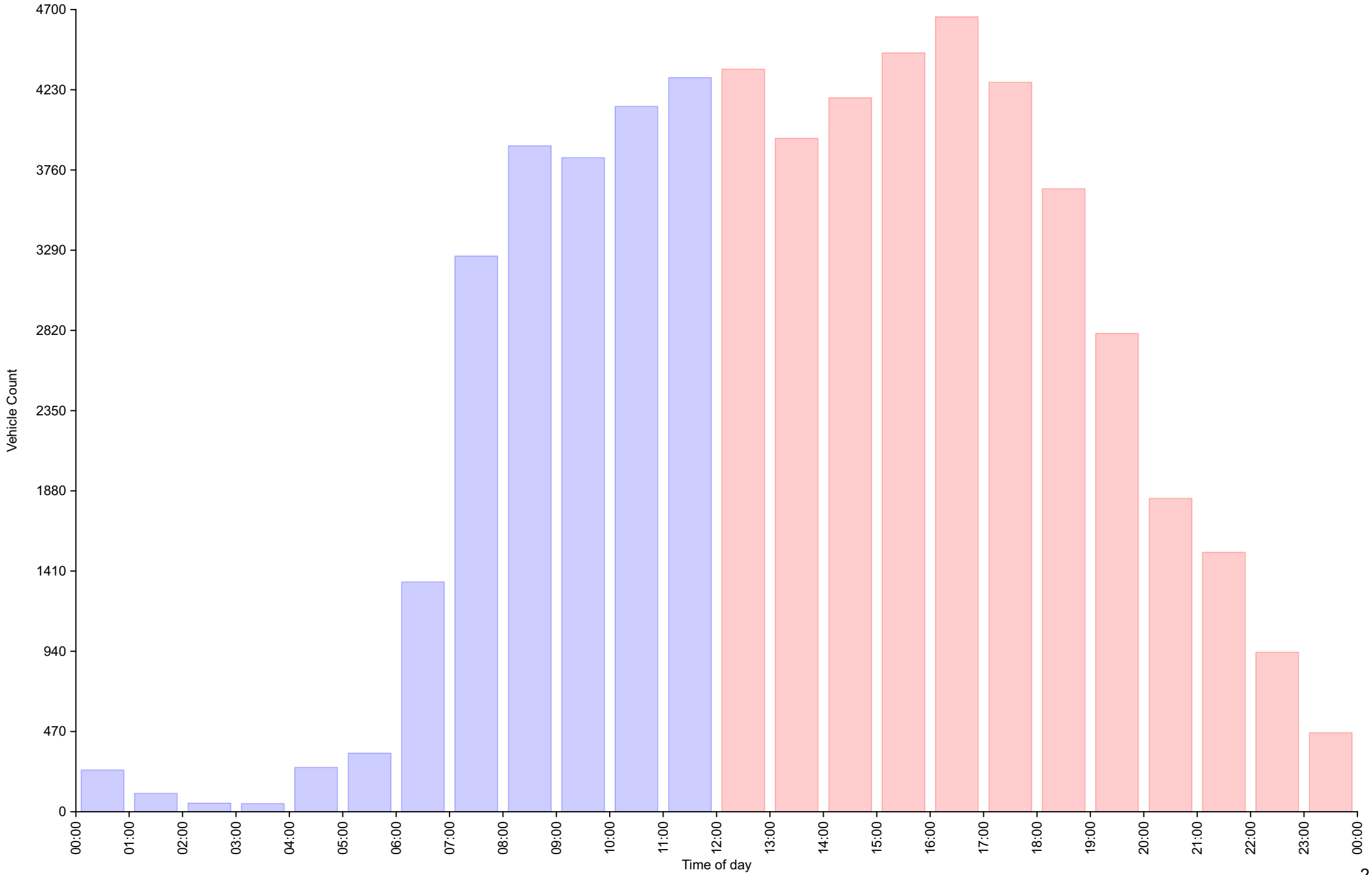
30th Percentile : 23.9 MPH  
 50th Percentile : 26.8 MPH  
 85th Percentile : 32.9 MPH  
 95th Percentile : 37.4 MPH

Average Speed : 27.2 MPH  
 Highest Speed : 85.0 MPH

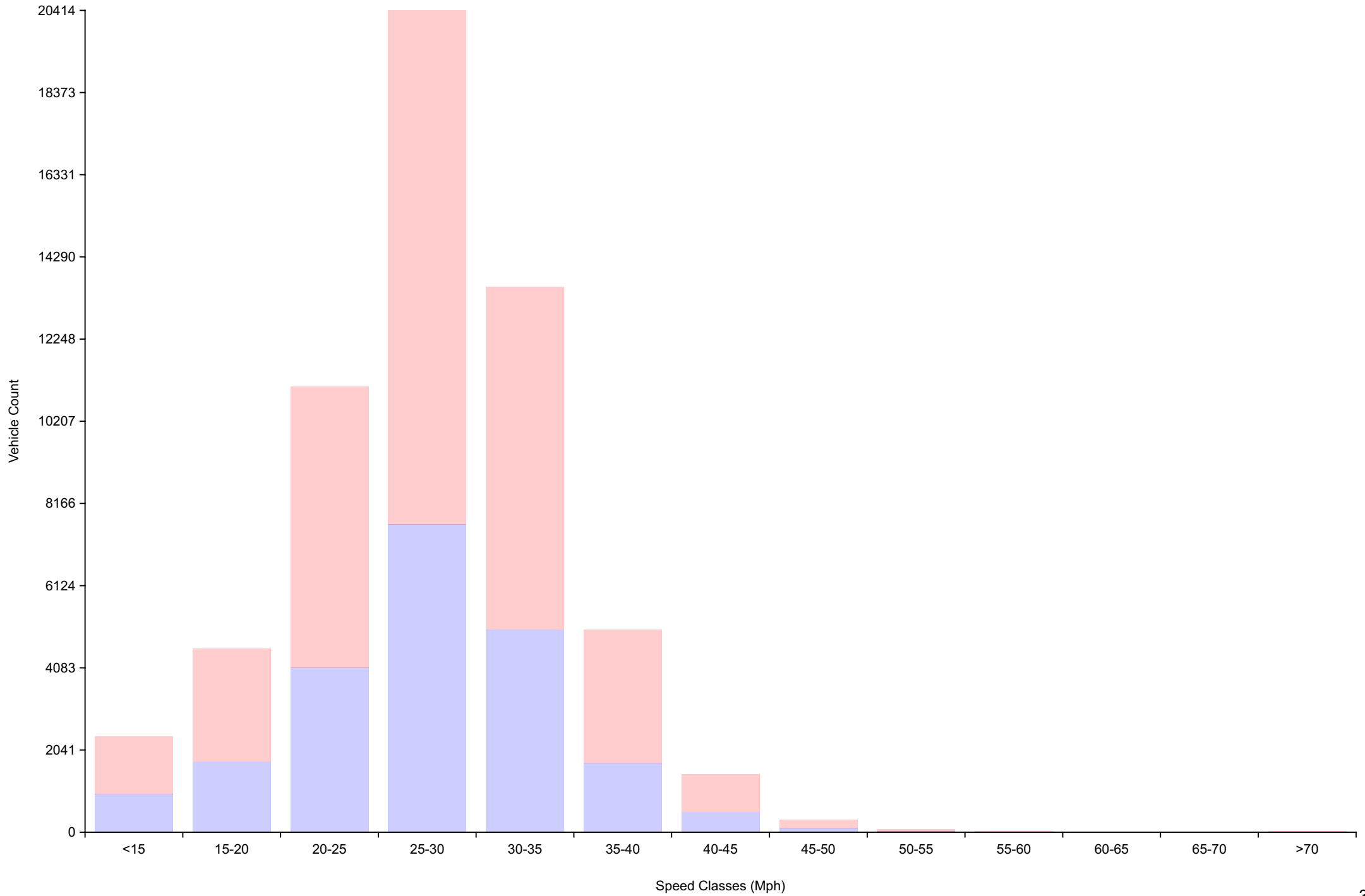
Total Over Speed Limit : 29.4 % (17332 / 58889)

# Vehicle Counts By Hour

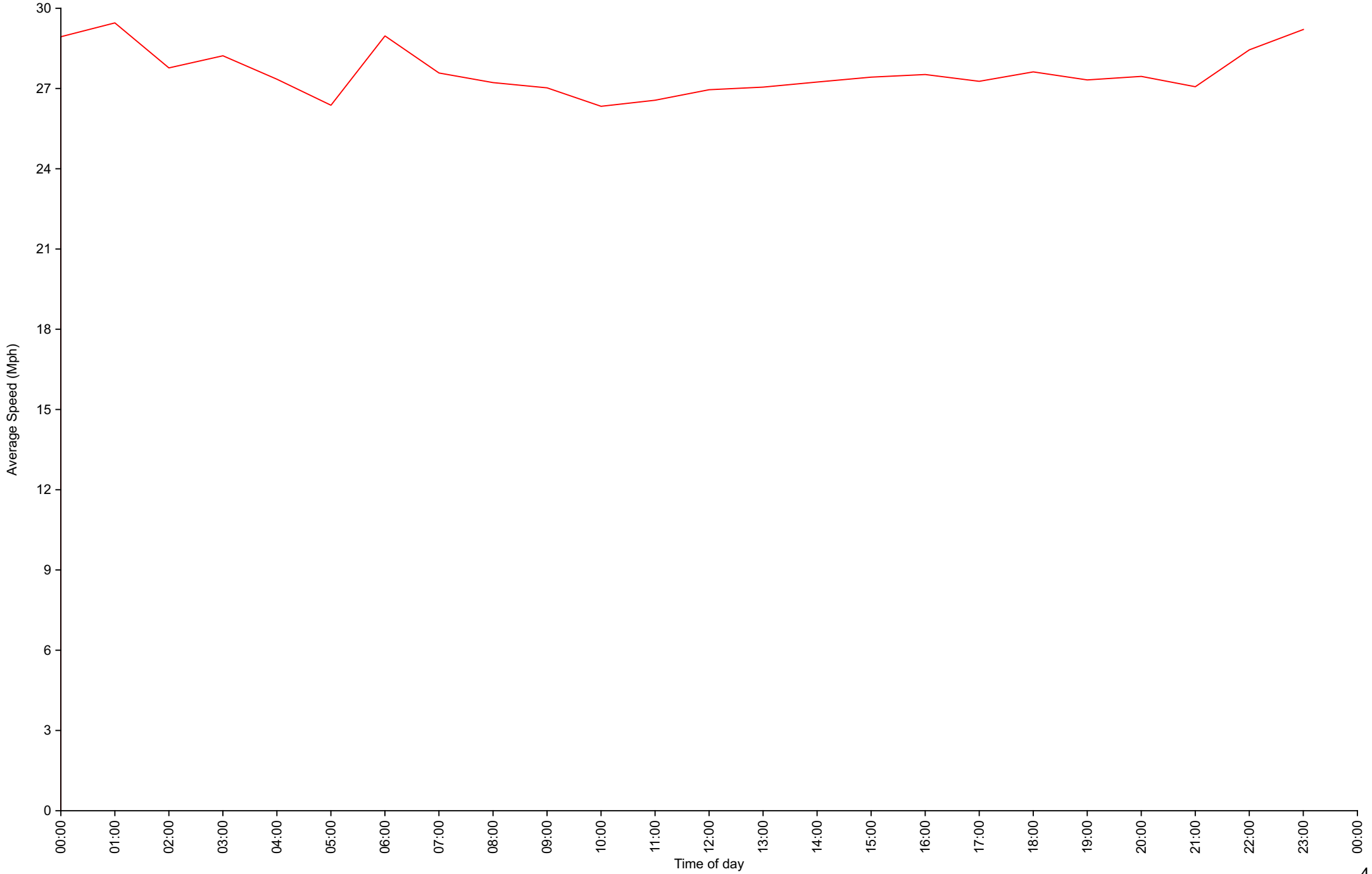
(60 Minute Resolution)



# Vehicle Counts By Speed Class



# Average Speed By Hour (60 Minute Resolution)



# Cumulative Speed Distribution Curve

