

Whilst positioned outside 4 Broad Lane

Sites: Outside 4 Boad Lane
 Dates: Sun Oct 16 2016 - Fri Nov 18 2016
 Directions: Northbound

Vehicle Speed Classes (Mph)

	<15	15 20	20 25	25 30	30 35	35 40	40 45	45 50	50 55	55 60	60 65	65 70	>70	Total	85th Percentile
00:00	44	23	40	39	34	10	4	3	4	0	0	0	0	201	32.0
01:00	33	7	12	14	7	6	4	0	1	0	0	0	0	84	33.5
02:00	57	5	5	7	1	0	0	0	0	0	0	0	0	75	21.5
03:00	45	5	2	8	2	2	1	0	0	0	0	0	0	65	26.1
04:00	35	19	20	42	19	9	3	0	0	0	0	0	0	147	30.0
05:00	43	42	66	96	100	27	13	0	0	0	0	0	0	387	32.8
06:00	98	97	151	171	83	28	13	7	0	0	0	0	0	648	30.6
07:00	211	190	550	945	463	122	17	3	1	0	0	0	0	2502	30.9
08:00	324	261	824	1738	724	160	37	5	0	1	0	0	0	4074	30.5
09:00	264	304	773	1383	589	146	27	2	0	0	0	0	0	3488	30.4
10:00	251	293	776	1478	589	151	27	7	0	0	1	0	0	3573	30.4
11:00	312	336	946	1501	602	106	27	6	1	0	0	0	0	3837	29.9
12:00	323	307	830	1667	672	126	39	6	0	0	0	0	0	3970	30.3
13:00	308	316	848	1481	634	158	33	7	2	0	0	0	0	3787	30.3
14:00	284	319	868	1557	653	160	31	10	1	0	0	0	0	3883	30.5
15:00	259	313	829	1621	723	190	37	6	1	0	0	0	0	3979	30.7
16:00	283	251	827	1739	836	223	41	7	1	0	0	0	0	4208	31.2
17:00	198	237	689	1625	853	228	33	6	1	0	0	0	0	3870	31.5
18:00	198	219	601	1343	606	174	48	11	1	0	0	0	0	3201	31.4
19:00	159	192	464	736	413	142	30	10	1	0	0	0	0	2147	31.9
20:00	90	140	283	516	273	66	13	8	2	0	0	0	0	1391	31.0
21:00	93	111	282	404	185	62	17	2	0	0	0	0	0	1156	30.9
22:00	59	54	175	238	130	44	23	5	1	2	0	0	0	731	32.5
23:00	30	40	95	159	56	27	7	6	1	0	0	0	0	421	31.4
AM Total	1717	1582	4165	7422	3213	767	173	33	7	1	1	0	0		
PM Total	2284	2499	6791	13086	6034	1600	352	84	12	2	0	0	0		
Total	4001	4081	10956	20508	9247	2367	525	117	19	3	1	0	0		
Percent	7.72%	7.87%	21.14%	39.57%	17.84%	4.57%	1.01%	0.23%	0.04%	0.01%	0.00%	0.00%	0.00%		

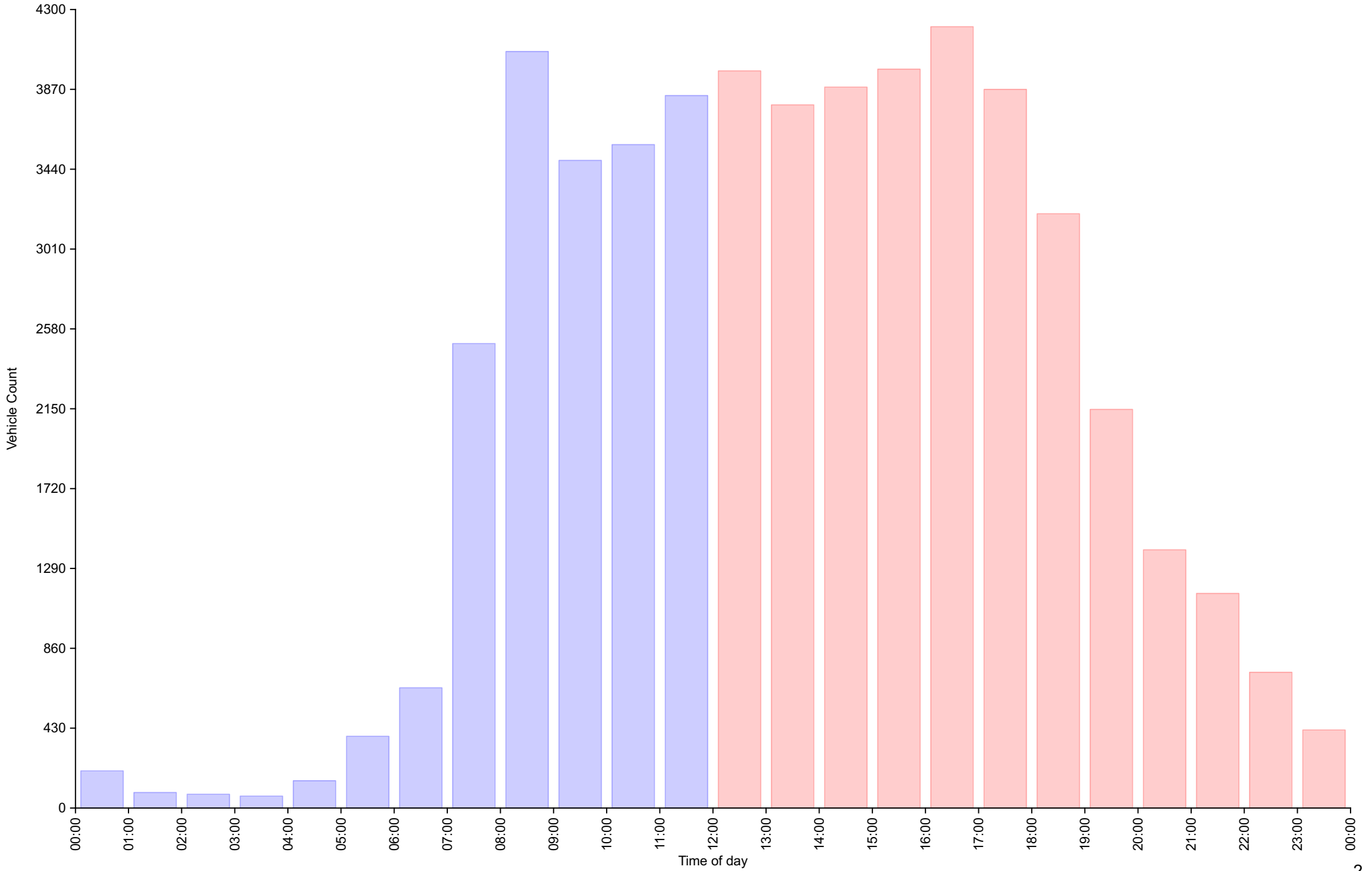
Total Vehicles : 51825

30th Percentile : 22.9 MPH
 50th Percentile : 25.7 MPH
 85th Percentile : 30.8 MPH
 95th Percentile : 34.5 MPH

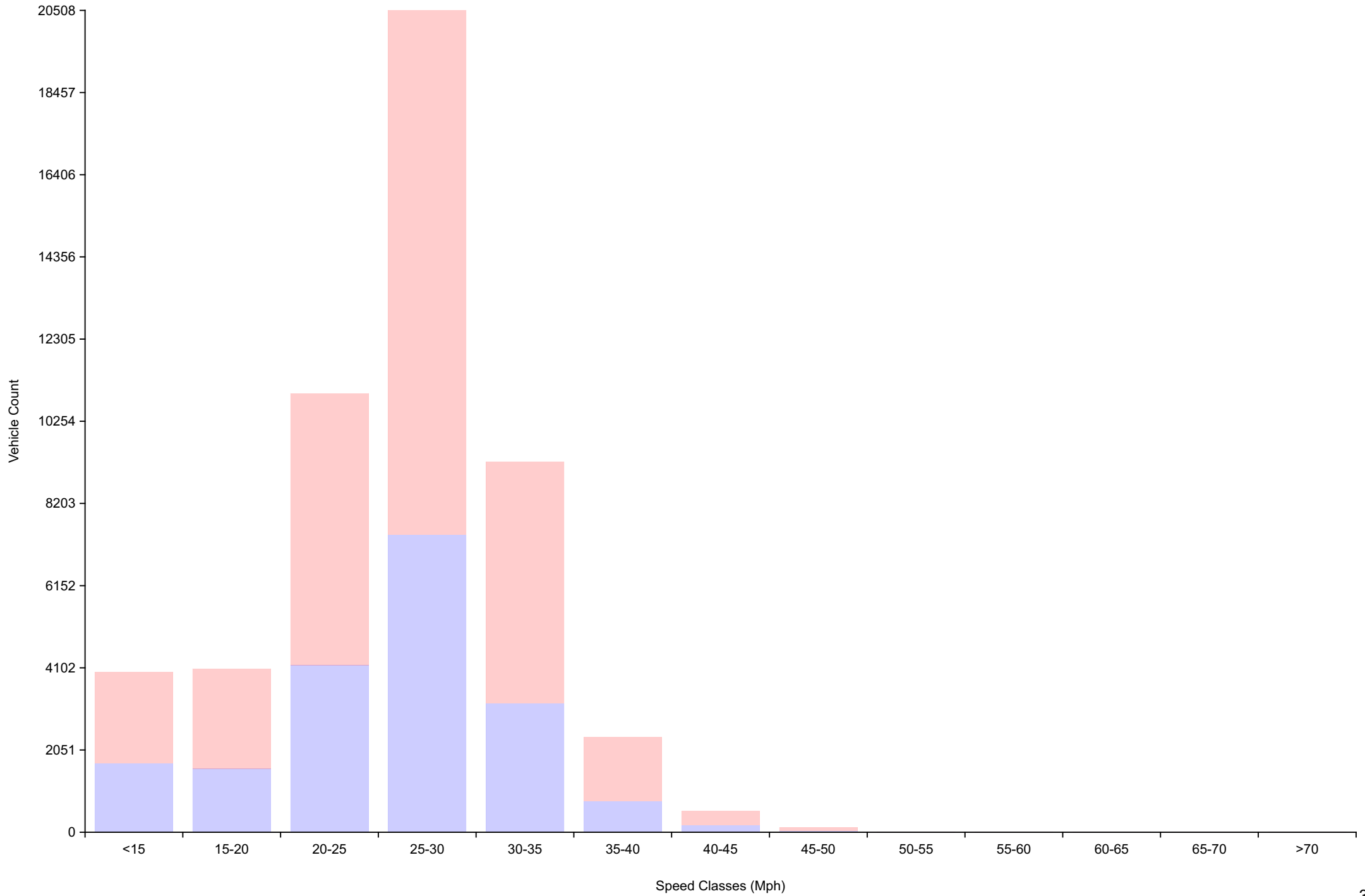
Average Speed : 25.6 MPH
 Highest Speed : 64.0 MPH

Vehicle Counts By Hour

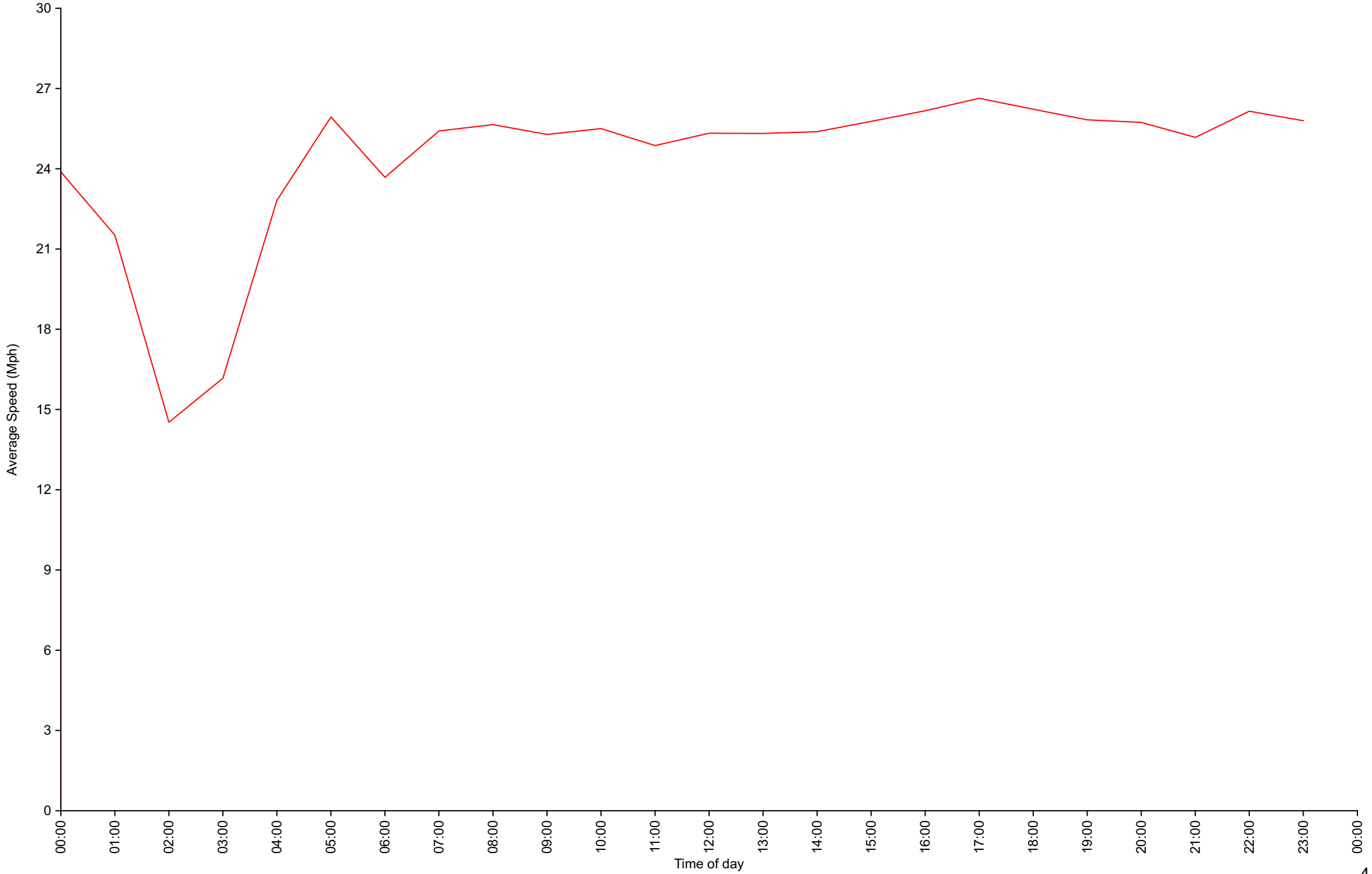
(60 Minute Resolution)



Vehicle Counts By Speed Class



Average Speed By Hour (60 Minute Resolution)



Cumulative Speed Distribution Curve

