

# Outside 4 Broad Lane facing in to village

Sites: Outside 4 Broad Lane  
 Dates: Wed Jun 1 2016 - Fri Jul 15 2016  
 Directions: Northbound

## Vehicle Speed Classes (Mph)

	<15	15 20	20 25	25 30	30 35	35 40	40 45	45 50	50 55	55 60	60 65	65 70	>70	Total	85th Percentile
00:00	15	21	36	63	36	15	10	4	1	0	0	0	0	201	34.0
01:00	8	13	16	19	19	9	6	1	1	0	0	0	0	92	<b>37.0</b>
02:00	1	4	9	8	10	7	0	1	0	0	0	0	0	40	36.0
03:00	2	5	6	5	7	3	1	1	<b>2</b>	0	0	0	0	32	35.6
04:00	24	24	27	27	24	5	0	0	0	0	0	0	0	131	30.8
05:00	81	72	134	119	88	14	14	1	0	0	0	0	0	523	30.9
06:00	144	88	193	244	156	34	20	2	1	0	0	0	0	882	30.8
07:00	368	267	765	1271	577	<b>151</b>	<b>32</b>	3	0	0	0	0	0	3434	30.6
08:00	<b>517</b>	391	<b>1246</b>	<b>1982</b>	<b>750</b>	138	28	<b>11</b>	0	0	0	0	0	<b>5063</b>	29.7
09:00	441	385	1008	1766	642	132	23	3	2	0	0	0	0	4402	29.8
10:00	459	429	1174	1638	598	122	11	4	0	0	0	0	0	4435	29.4
11:00	465	<b>468</b>	1157	1650	586	124	28	3	0	0	0	0	0	4481	29.4
12:00	<b>472</b>	<b>457</b>	<b>1194</b>	1665	694	128	23	6	1	<b>4</b>	0	0	0	<b>4644</b>	29.8
13:00	430	354	924	1560	678	141	37	5	2	0	0	0	0	4131	30.2
14:00	446	346	1052	1722	687	148	24	5	1	0	0	0	0	4431	29.9
15:00	387	352	990	<b>1821</b>	760	163	33	3	0	1	0	0	0	4510	30.3
16:00	384	316	1006	1713	929	231	41	6	1	0	0	0	0	4627	31.0
17:00	268	263	719	1802	<b>1129</b>	<b>304</b>	54	<b>11</b>	3	0	0	0	0	4553	32.2
18:00	290	269	773	1600	882	218	41	8	1	0	0	0	0	4082	31.4
19:00	279	275	692	1164	667	162	<b>55</b>	7	<b>7</b>	0	0	0	0	3308	31.3
20:00	170	165	457	796	423	149	34	6	3	1	0	0	0	2204	32.3
21:00	126	138	380	628	336	87	28	7	3	1	0	0	0	1734	31.6
22:00	57	112	283	477	207	54	20	4	1	0	0	0	0	1215	31.0
23:00	38	46	127	207	108	41	9	9	2	1	0	0	0	588	<b>32.3</b>
AM Total	2525	2167	5771	<b>8792</b>	3493	754	173	34	7	0	0	0	0		
PM Total	3347	3093	8597	<b>15155</b>	7500	1826	399	77	25	8	0	0	0		
Total	5872	5260	14368	<b>23947</b>	10993	2580	572	111	32	8	0	0	0		
Percent	9.21%	8.25%	22.54%	<b>37.57%</b>	17.25%	4.05%	0.90%	0.17%	0.05%	0.01%	0.00%	0.00%	0.00%		

Total Vehicles : 63743

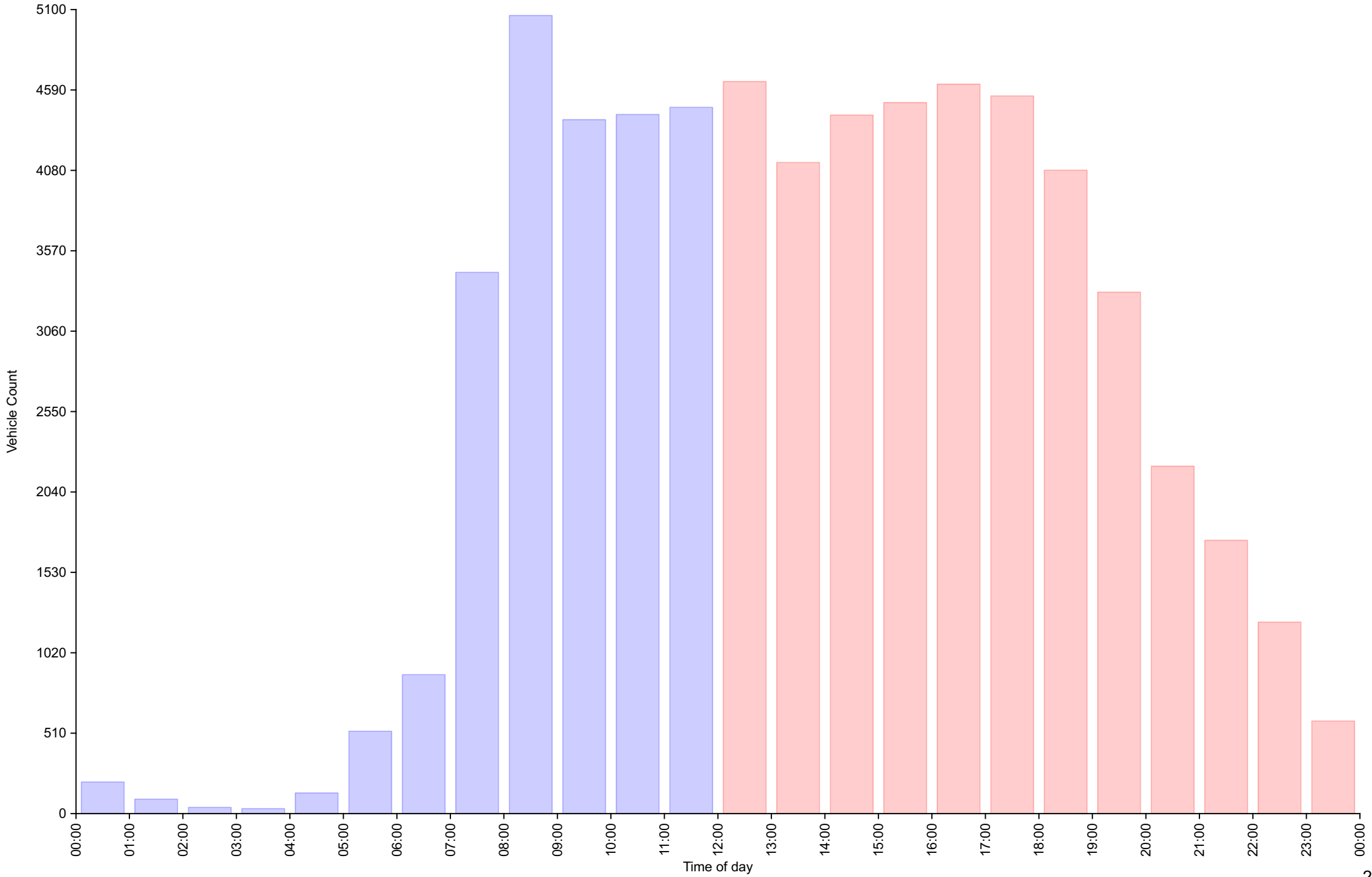
30th Percentile : 22.3 MPH  
 50th Percentile : 25.4 MPH  
 85th Percentile : 30.6 MPH  
 95th Percentile : 34.1 MPH

Average Speed : 25.1 MPH  
 Highest Speed : 59.0 MPH

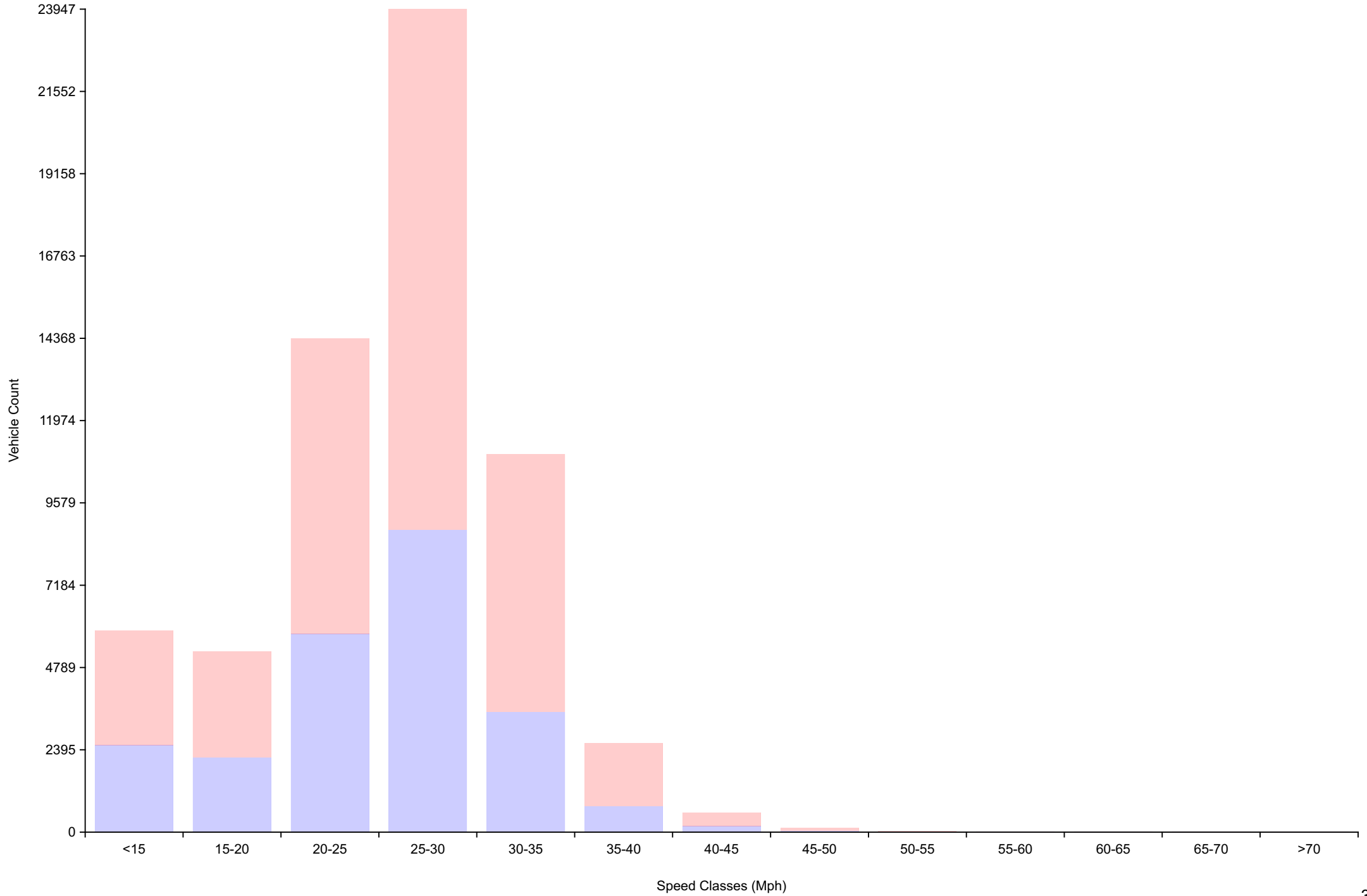
Total Over Speed Limit : 18.1 % (11518 / 63743)

# Vehicle Counts By Hour

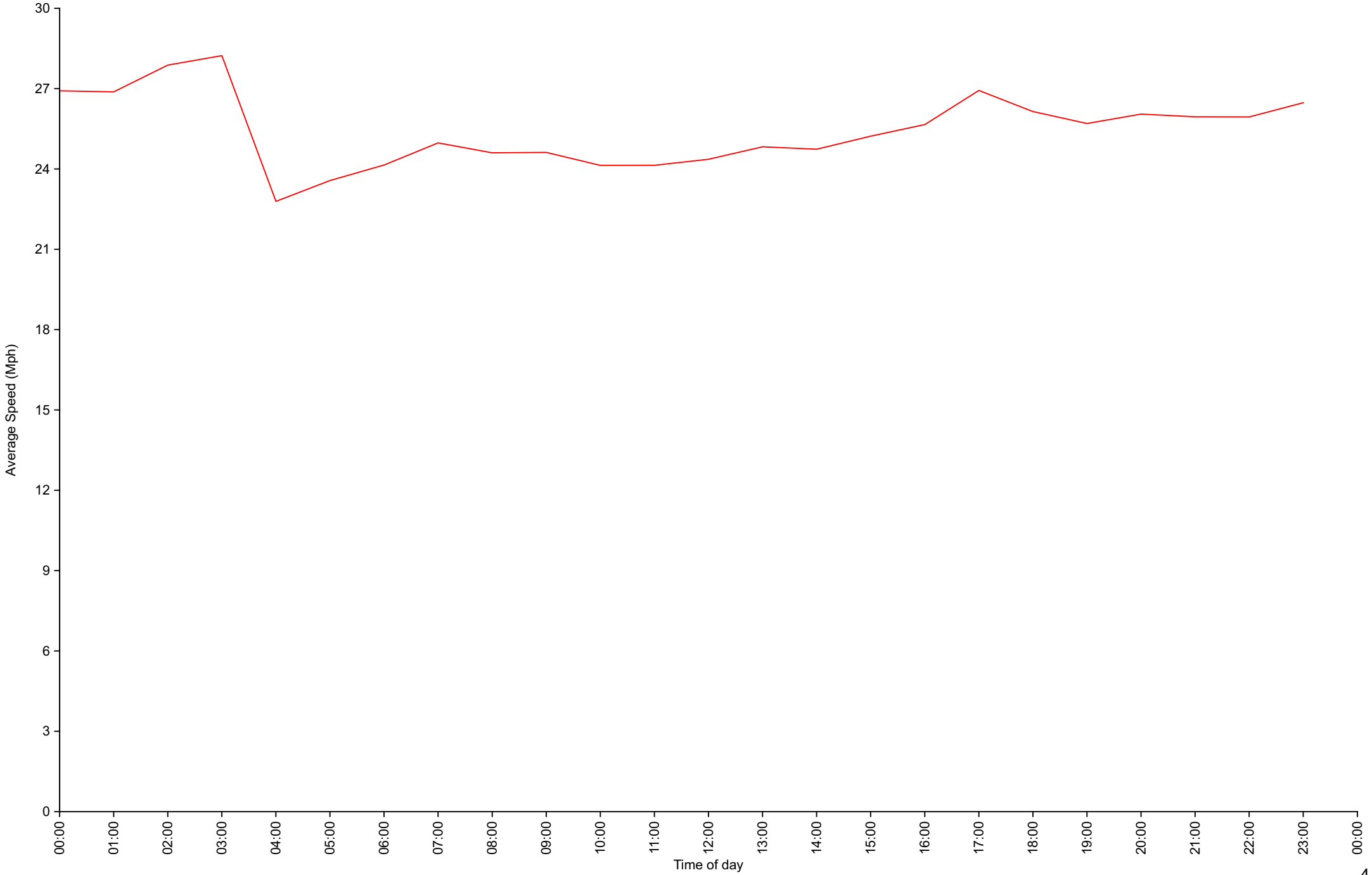
(60 Minute Resolution)



# Vehicle Counts By Speed Class



# Average Speed By Hour (60 Minute Resolution)



# Cumulative Speed Distribution Curve

