

Traffic Report

Sites: Broad Lane

Dates: Mon Jan 1 2018 - Mon Feb 26 2018

Directions: Westbound

Vehicle Speed Classes (Mph)

	<15	15 20	20 25	25 30	30 35	35 40	40 45	45 50	50 55	55 60	60 65	65 70	>70	Total	85th Percentile
00:00	14	6	18	76	47	10	7	4	1	0	1	0	0	184	33.6
01:00	4	1	4	24	16	5	3	2	1	0	0	0	0	60	36.5
02:00	52	1	10	23	8	6	0	0	0	0	0	0	0	100	28.8
03:00	2	2	7	11	19	14	12	0	0	0	0	0	0	67	39.5
04:00	2	3	6	34	16	24	4	2	0	0	0	0	0	91	37.8
05:00	9	1	3	8	27	12	8	1	1	0	0	0	0	70	38.8
06:00	5	6	14	141	150	50	47	16	5	0	1	0	0	435	39.2
07:00	9	11	80	454	489	147	51	15	8	4	1	0	0	1269	34.8
08:00	46	18	86	684	711	133	42	15	2	0	0	0	0	1737	32.9
09:00	30	27	115	767	670	146	36	5	3	1	1	0	0	1801	32.6
10:00	19	32	100	842	741	162	37	8	5	2	0	0	0	1948	32.8
11:00	26	26	152	904	798	145	36	9	2	1	0	0	0	2099	32.4
12:00	41	47	145	916	849	148	38	6	1	0	1	0	0	2192	32.3
13:00	65	27	112	788	832	188	34	10	4	1	0	0	0	2061	33.1
14:00	9	30	105	841	771	165	36	13	2	2	0	0	0	1974	32.8
15:00	21	23	138	944	809	136	25	20	2	1	0	0	0	2119	32.3
16:00	7	31	132	1058	720	157	38	8	0	0	0	0	0	2151	32.4
17:00	20	10	107	1042	738	158	29	8	2	0	0	0	0	2114	32.3
18:00	11	9	89	890	694	162	52	13	2	1	0	1	0	1924	33.2
19:00	17	21	99	690	529	148	32	16	1	1	1	1	0	1556	33.4
20:00	11	11	67	506	382	86	30	16	5	1	2	0	0	1117	33.2
21:00	5	15	68	382	289	74	18	1	3	2	0	0	2	859	33.1
22:00	4	6	42	262	187	60	19	11	6	0	0	0	0	597	34.3
23:00	8	3	28	134	95	34	11	8	4	1	1	1	0	328	35.3
AM Total	218	134	595	3968	3692	854	283	77	28	8	4	0	0		
PM Total	219	233	1132	8453	6895	1516	362	130	32	10	5	3	2		
Total	437	367	1727	12421	10587	2370	645	207	60	18	9	3	2		
Percent	1.51%	1.27%	5.99%	43.05%	36.69%	8.21%	2.24%	0.72%	0.21%	0.06%	0.03%	0.01%	0.01%		

Total Vehicles : 28853

30th Percentile : 27.2 MPH

50th Percentile : 28.9 MPH

85th Percentile : 33.0 MPH

95th Percentile : 37.3 MPH

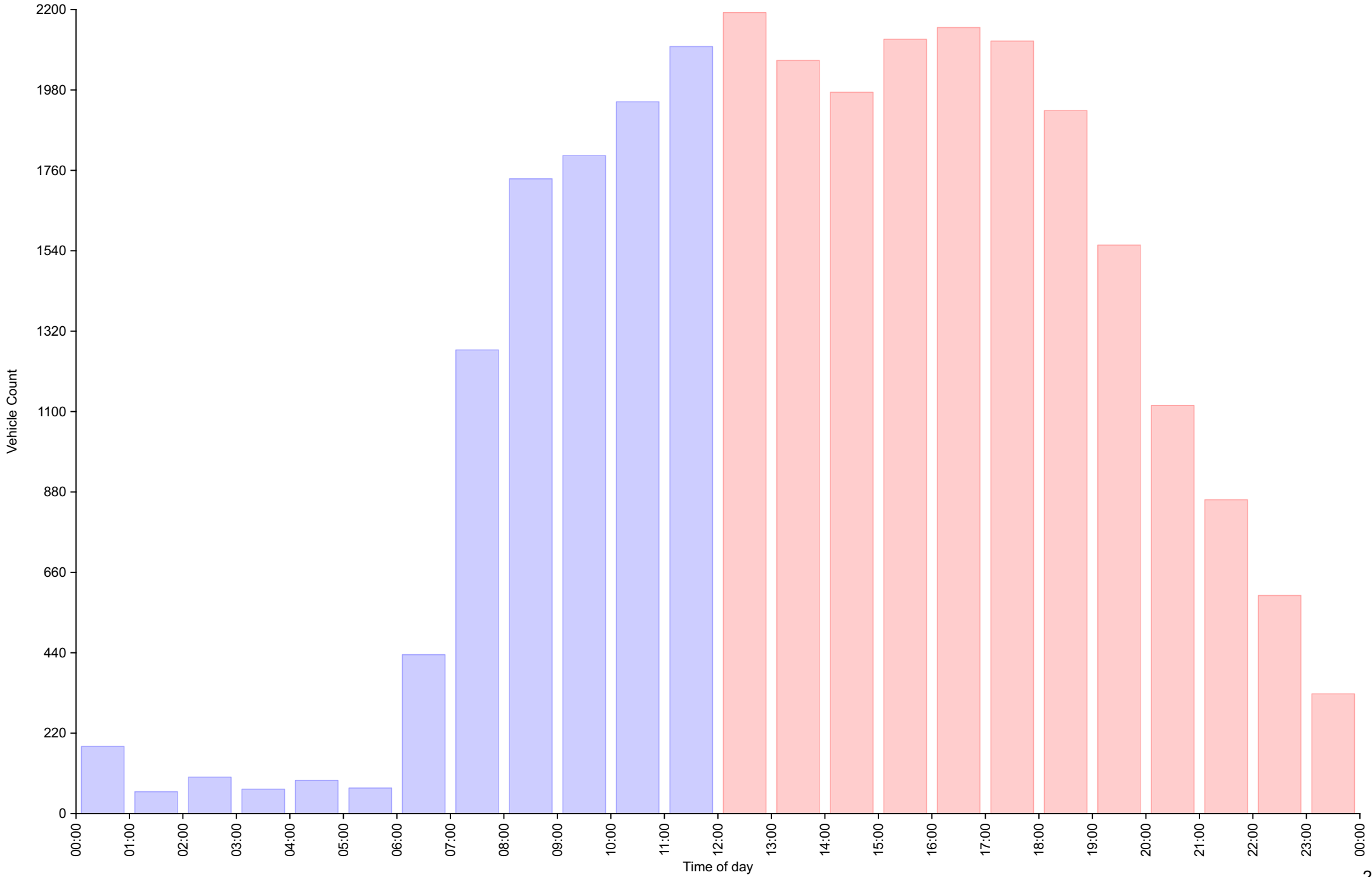
Average Speed : 29.6 MPH

Highest Speed : 118.0 MPH

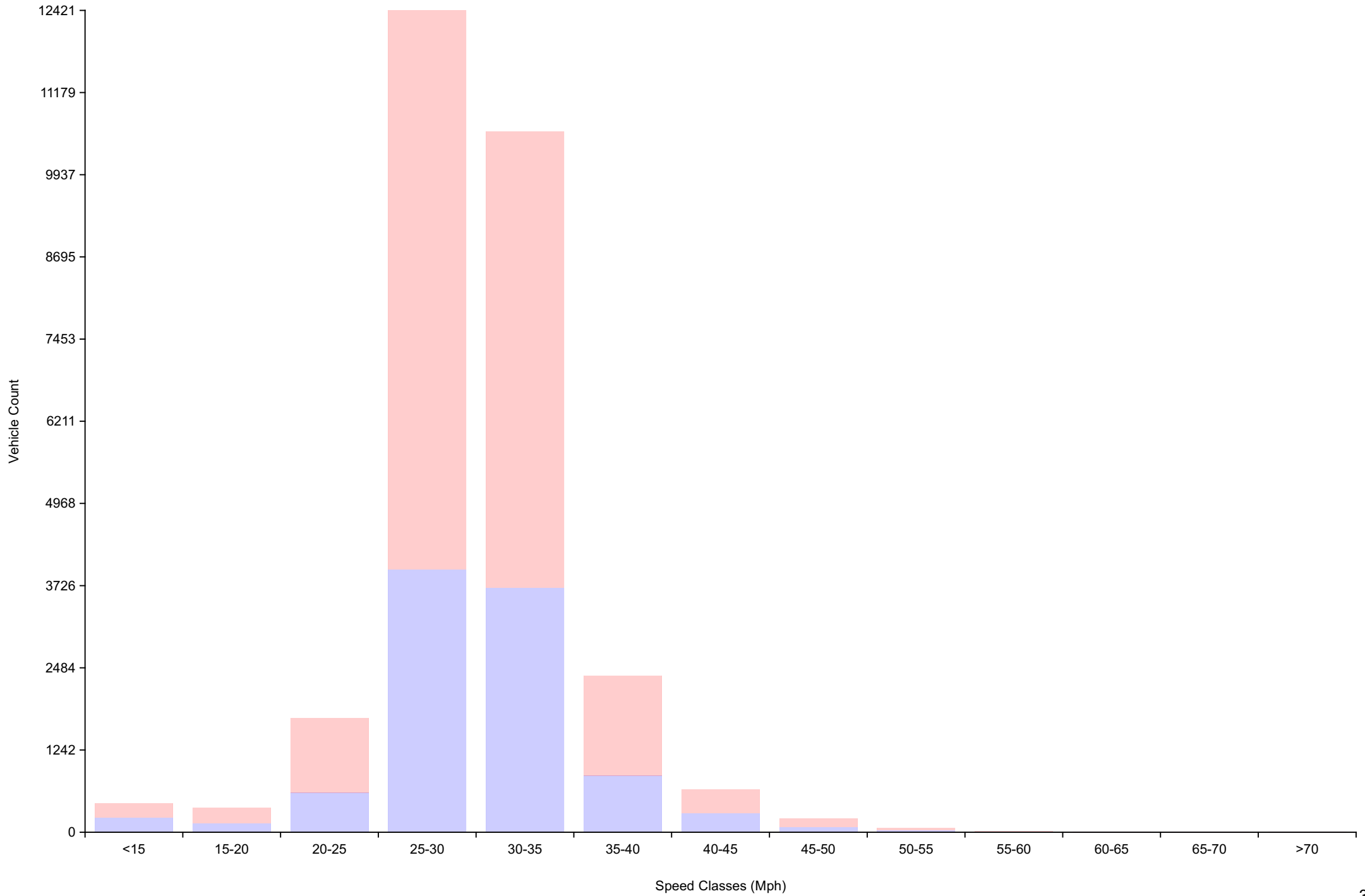
Total Over Speed Limit : 42.0 % (12122 / 28853)

Vehicle Counts By Hour

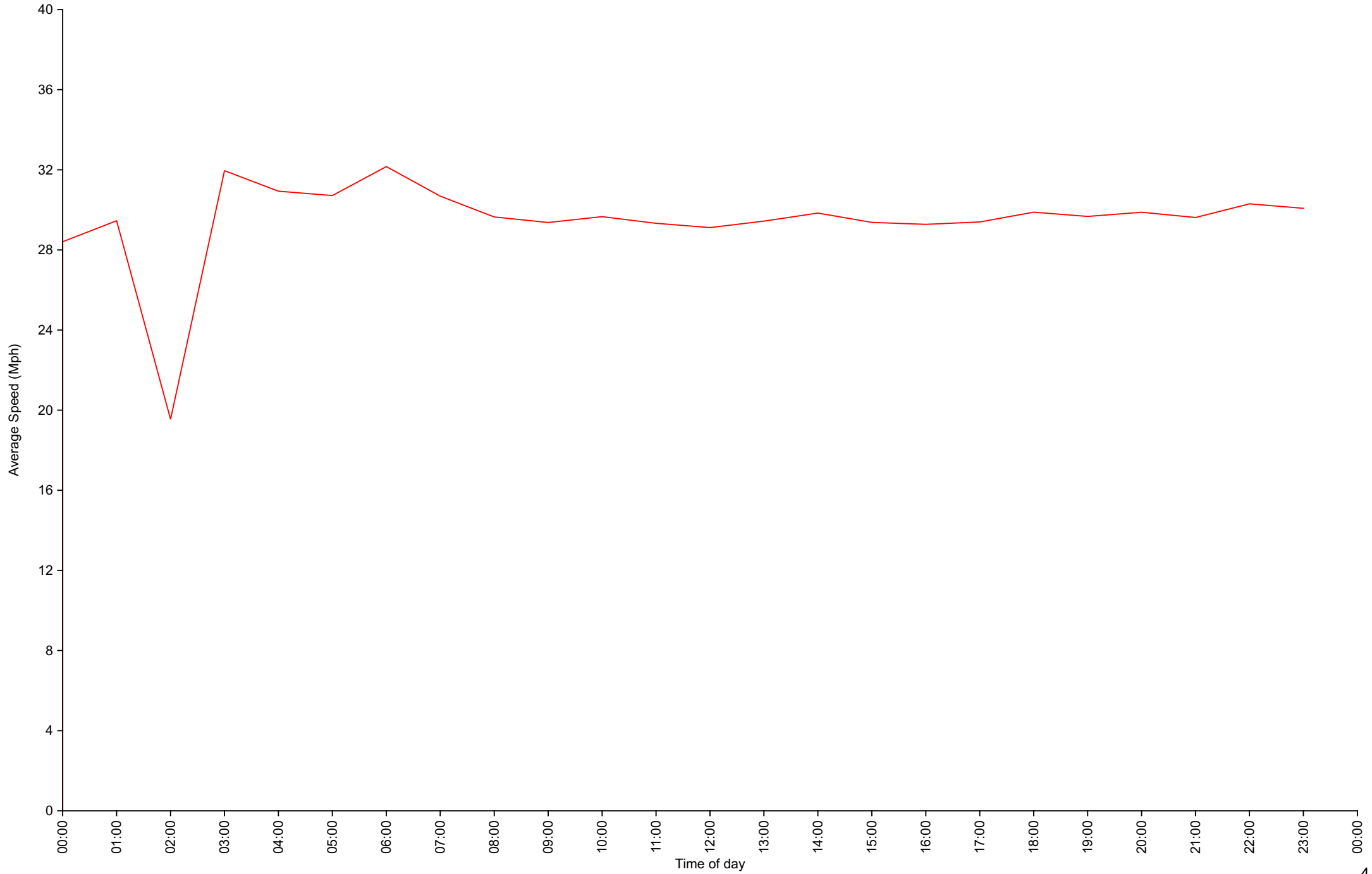
(60 Minute Resolution)



Vehicle Counts By Speed Class



Average Speed By Hour (60 Minute Resolution)



Cumulative Speed Distribution Curve

