

Traffic Report

Sites: Broad Lane Top
 Dates: Sat Nov 19 2016 - Mon Feb 27 2017
 Directions: Northbound

Vehicle Speed Classes (Mph)

| | <15 | 15 20 | 20 25 | 25 30 | 30 35 | 35 40 | 40 45 | 45 50 | 50 55 | 55 60 | 60 65 | 65 70 | >70 | Total | 85th Percentile |
|----------|------------|------------|-------------|---------------|-------------|-------------|------------|------------|-----------|-----------|----------|----------|----------|--------------|--------------------|
| 00:00 | 55 | 28 | 128 | 320 | 169 | 66 | 14 | 21 | 9 | 2 | 0 | 2 | 2 | 816 | 33.8 |
| 01:00 | 24 | 14 | 51 | 171 | 119 | 46 | 18 | 11 | 4 | 0 | 1 | 0 | 0 | 459 | 34.9 |
| 02:00 | 9 | 4 | 19 | 67 | 47 | 10 | 4 | 4 | 4 | 0 | 0 | 0 | 1 | 169 | 33.6 |
| 03:00 | 2 | 4 | 7 | 35 | 29 | 21 | 13 | 7 | 2 | 0 | 0 | 0 | 0 | 120 | 40.4 |
| 04:00 | 7 | 27 | 88 | 154 | 73 | 29 | 14 | 17 | 1 | 1 | 1 | 0 | 0 | 412 | 34.2 |
| 05:00 | 3 | 19 | 56 | 166 | 112 | 16 | 23 | 28 | 17 | 8 | 7 | 0 | 0 | 455 | 42.4 |
| 06:00 | 50 | 65 | 216 | 620 | 606 | 308 | 171 | 67 | 27 | 2 | 2 | 1 | 0 | 2135 | 37.8 |
| 07:00 | 169 | 180 | 650 | 2155 | 1687 | 542 | 232 | 127 | 89 | 21 | 1 | 2 | 0 | 5855 | 35.0 |
| 08:00 | 215 | 221 | 904 | 2938 | 2521 | 870 | 243 | 90 | 23 | 2 | 0 | 0 | 0 | 8027 | 34.1 |
| 09:00 | 342 | 296 | 1095 | 3473 | 2828 | 908 | 279 | 89 | 19 | 5 | 0 | 1 | 0 | 9335 | 33.7 |
| 10:00 | 271 | 326 | 1161 | 3977 | 3264 | 994 | 289 | 85 | 21 | 3 | 0 | 0 | 0 | 10391 | 33.7 |
| 11:00 | 287 | 356 | 1292 | 4627 | 3856 | 1190 | 363 | 99 | 20 | 3 | 1 | 1 | 0 | 12095 | 33.8 |
| 12:00 | 404 | 388 | 1358 | 4876 | 4473 | 1303 | 346 | 109 | 29 | 9 | 1 | 1 | 0 | 13297 | 33.7 |
| 13:00 | 275 | 272 | 1227 | 4080 | 4012 | 1252 | 387 | 105 | 19 | 7 | 4 | 0 | 0 | 11640 | 34.1 |
| 14:00 | 267 | 281 | 1173 | 4060 | 3443 | 1034 | 286 | 78 | 13 | 4 | 1 | 1 | 0 | 10641 | 33.6 |
| 15:00 | 271 | 327 | 1349 | 4998 | 4059 | 1153 | 303 | 104 | 16 | 3 | 1 | 0 | 0 | 12584 | 33.4 |
| 16:00 | 335 | 396 | 1542 | 5810 | 3841 | 1092 | 294 | 89 | 14 | 2 | 2 | 0 | 0 | 13417 | 32.9 |
| 17:00 | 284 | 350 | 1563 | 5497 | 3557 | 1000 | 261 | 62 | 17 | 2 | 1 | 1 | 0 | 12595 | 32.7 |
| 18:00 | 185 | 301 | 1306 | 4111 | 3049 | 966 | 299 | 83 | 19 | 4 | 1 | 2 | 0 | 10326 | 33.5 |
| 19:00 | 154 | 231 | 1087 | 3435 | 2436 | 741 | 256 | 85 | 31 | 6 | 4 | 0 | 0 | 8466 | 33.6 |
| 20:00 | 102 | 117 | 698 | 2275 | 1589 | 538 | 184 | 42 | 7 | 4 | 3 | 0 | 0 | 5559 | 33.7 |
| 21:00 | 44 | 108 | 508 | 1586 | 982 | 313 | 100 | 27 | 7 | 1 | 1 | 0 | 0 | 3677 | 33.2 |
| 22:00 | 29 | 66 | 353 | 947 | 696 | 218 | 73 | 48 | 13 | 3 | 0 | 0 | 1 | 2447 | 33.9 |
| 23:00 | 17 | 28 | 147 | 532 | 345 | 137 | 51 | 22 | 11 | 2 | 3 | 1 | 0 | 1296 | 34.8 |
| AM Total | 1434 | 1540 | 5667 | 18703 | 15311 | 5000 | 1663 | 645 | 236 | 47 | 13 | 7 | 3 | | |
| PM Total | 2367 | 2865 | 12311 | 42207 | 32482 | 9747 | 2840 | 854 | 196 | 47 | 22 | 6 | 1 | | |
| Total | 3801 | 4405 | 17978 | 60910 | 47793 | 14747 | 4503 | 1499 | 432 | 94 | 35 | 13 | 4 | | |
| Percent | 2.43% | 2.82% | 11.51% | 38.99% | 30.59% | 9.44% | 2.88% | 0.96% | 0.28% | 0.06% | 0.02% | 0.01% | 0.00% | | |

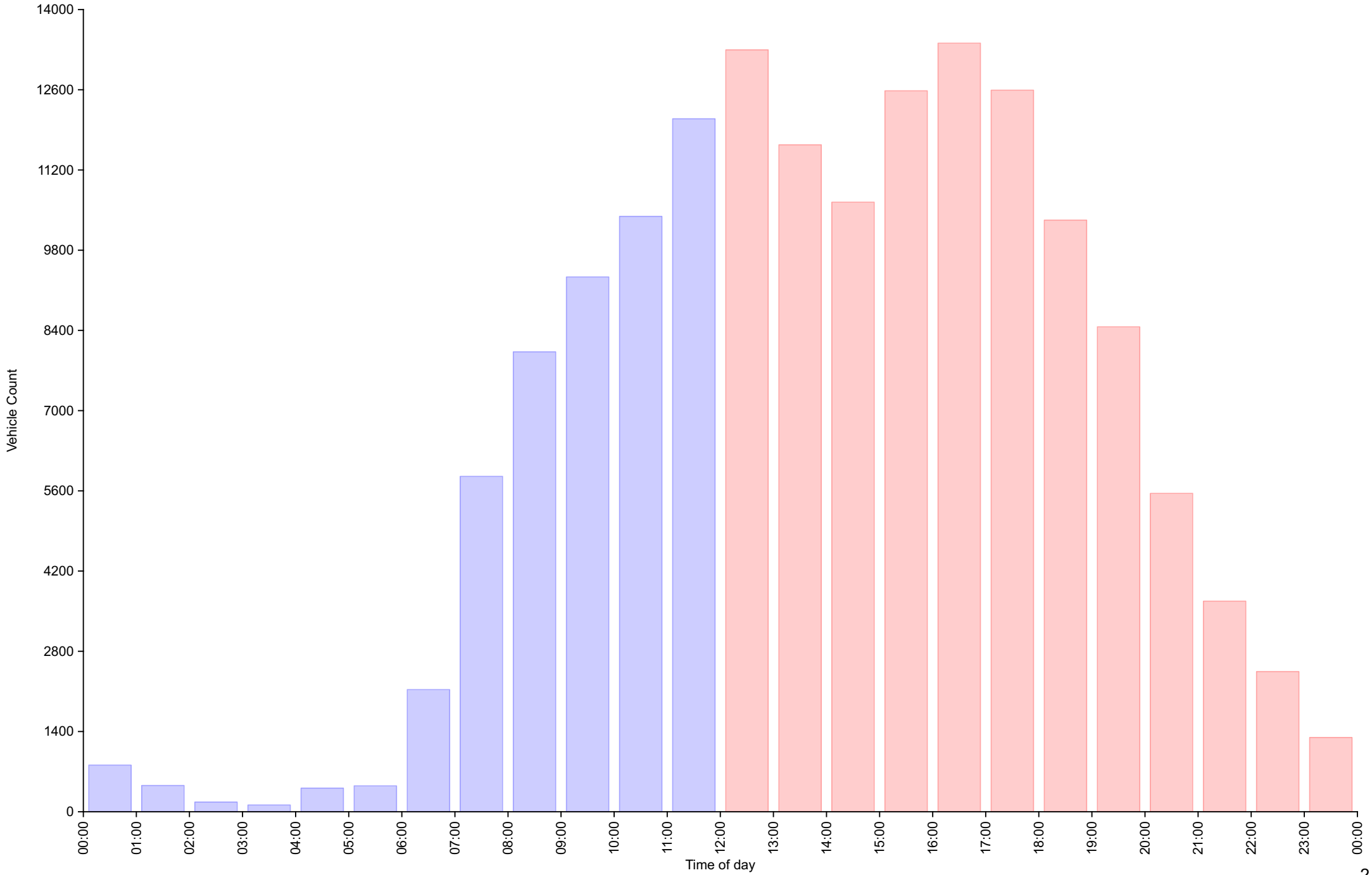
Total Vehicles : 156214

30th Percentile : 26.2 MPH
 50th Percentile : 28.4 MPH
 85th Percentile : 33.7 MPH
 95th Percentile : 38.3 MPH

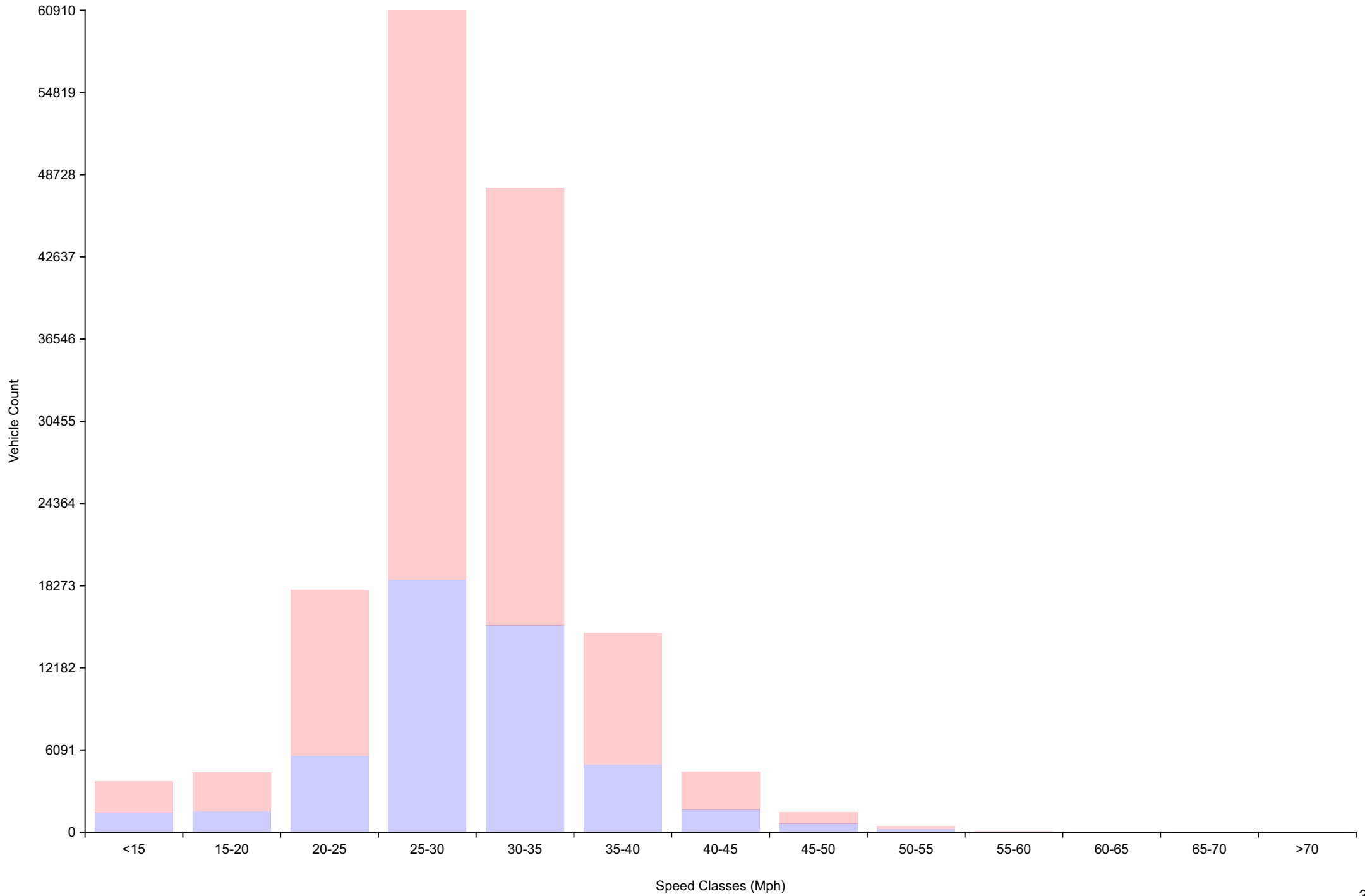
Average Speed : 29.0 MPH
 Highest Speed : 76.0 MPH

Vehicle Counts By Hour

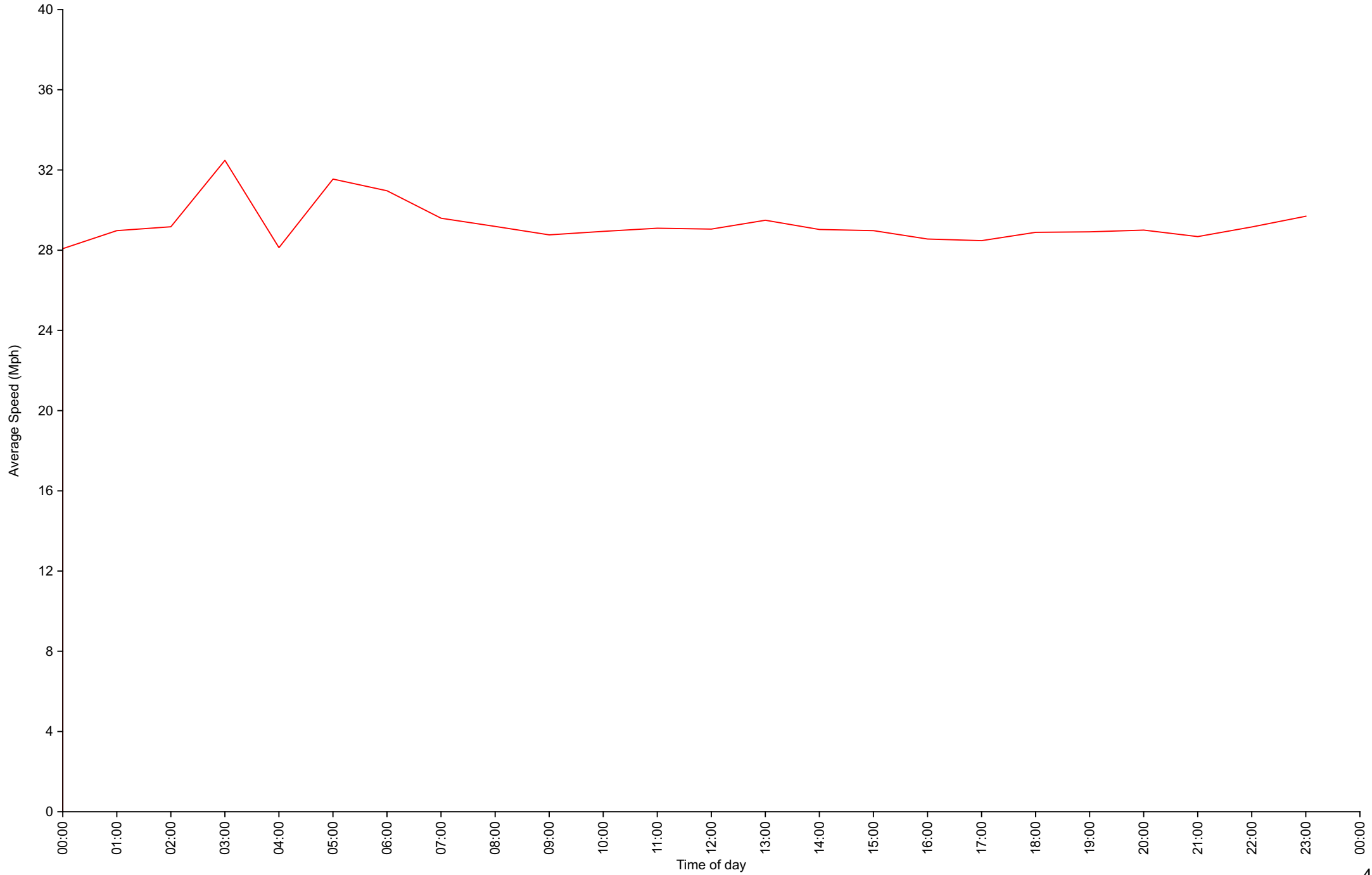
(60 Minute Resolution)



Vehicle Counts By Speed Class



Average Speed By Hour (60 Minute Resolution)



Cumulative Speed Distribution Curve

