

# Traffic Report

Sites:Outside Dr.Stevens house Eastbound  
 Dates:Sun Apr 1 2018 - Mon Apr 30 2018  
 Directions:Eastbound

## Vehicle Speed Classes (Mph)

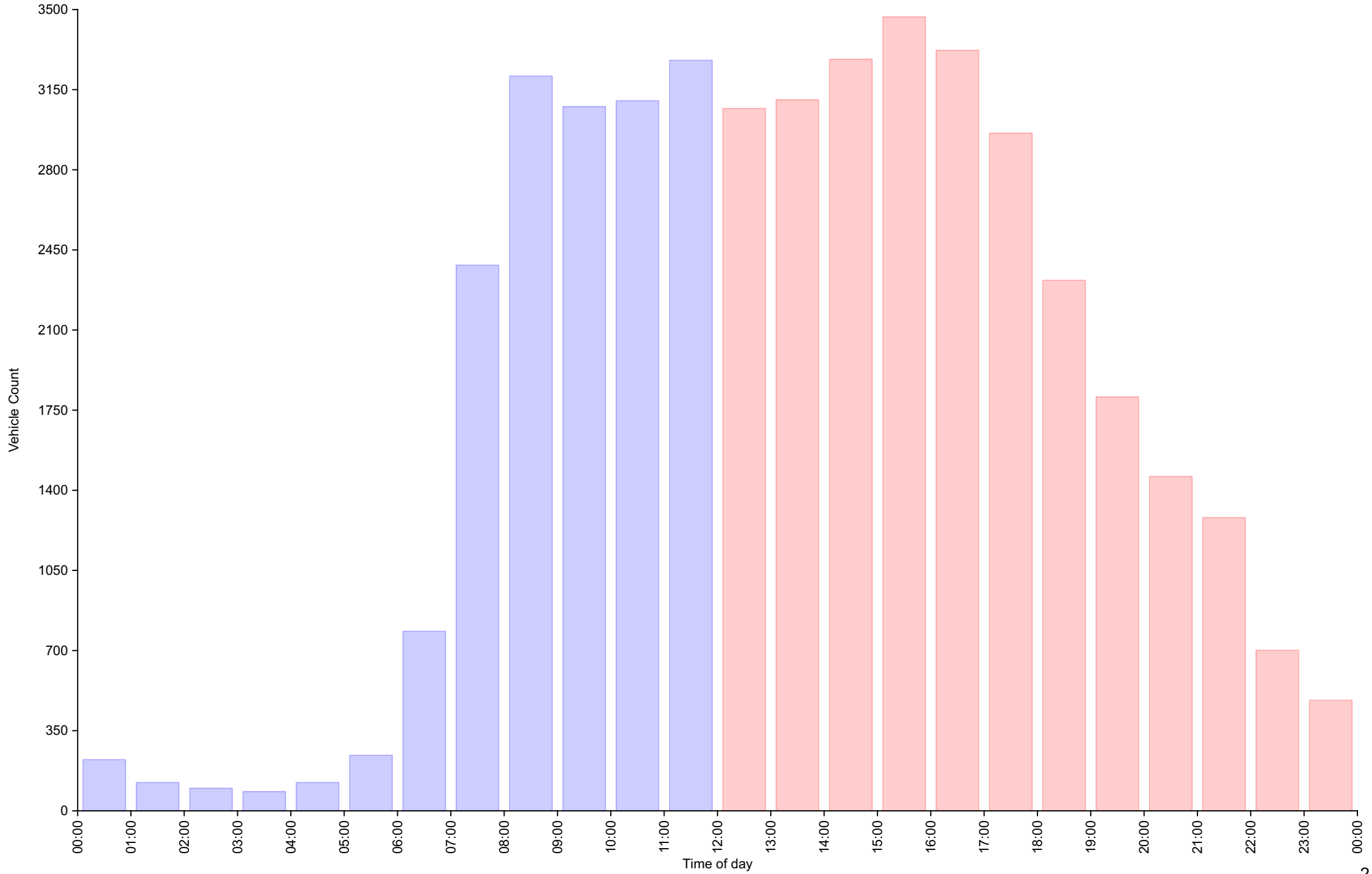
	<15	15 20	20 25	25 30	30 35	35 40	40 45	45 50	50 55	55 60	60 65	65 70	>70	Total	85th Percentile
00:00	65	12	30	51	37	20	7	2	0	0	0	0	0	224	<b>33.6</b>
01:00	56	10	16	20	11	5	5	1	0	0	0	0	0	124	30.8
02:00	48	5	7	16	14	6	3	0	0	0	0	0	0	99	31.7
03:00	42	6	10	10	12	3	1	0	0	0	0	0	0	84	30.2
04:00	14	10	21	39	29	9	1	1	0	0	0	0	0	124	32.9
05:00	28	31	50	86	24	18	5	1	0	0	0	0	0	243	30.4
06:00	87	106	189	219	127	43	8	<b>5</b>	<b>1</b>	0	0	0	0	785	31.4
07:00	185	160	482	1005	428	<b>108</b>	13	2	1	0	0	0	0	2384	30.7
08:00	257	214	724	<b>1334</b>	<b>554</b>	108	<b>18</b>	1	0	0	0	0	0	3210	30.1
09:00	257	<b>298</b>	824	1201	403	75	16	2	0	0	0	0	0	3076	29.3
10:00	247	279	798	1216	462	86	13	1	0	0	0	0	0	3102	29.6
11:00	<b>307</b>	282	<b>856</b>	1224	496	99	14	1	0	0	0	0	0	<b>3279</b>	29.7
12:00	230	252	678	1262	518	102	22	2	1	1	0	0	0	3068	30.2
13:00	<b>301</b>	276	693	1188	494	133	18	3	0	0	0	0	0	3106	30.3
14:00	244	244	<b>786</b>	1296	565	126	21	1	0	0	0	0	0	3283	30.4
15:00	247	<b>282</b>	733	<b>1372</b>	658	136	34	5	0	1	0	0	0	<b>3468</b>	30.7
16:00	210	231	698	1293	708	148	26	8	0	0	0	0	0	3322	31.0
17:00	175	148	483	1191	<b>736</b>	<b>182</b>	<b>43</b>	2	0	0	0	0	0	2960	31.8
18:00	157	166	398	864	515	167	37	11	0	3	0	0	0	2318	32.3
19:00	108	146	355	681	384	93	28	<b>12</b>	1	0	0	0	0	1808	31.7
20:00	100	133	306	484	307	97	29	5	0	0	0	0	0	1461	32.2
21:00	91	114	286	439	232	85	21	8	1	<b>4</b>	0	0	0	1281	31.9
22:00	47	68	145	227	133	55	19	6	<b>2</b>	0	0	0	0	702	32.9
23:00	31	41	105	158	97	37	12	3	0	0	0	0	0	484	<b>32.7</b>
AM Total	1593	1413	4007	<b>6421</b>	2597	580	104	17	2	0	0	0	0		
PM Total	1941	2101	5666	<b>10455</b>	5347	1361	310	66	5	9	0	0	0		
Total	3534	3514	9673	<b>16876</b>	7944	1941	414	83	7	9	0	0	0		
Percent	8.03%	7.99%	21.99%	<b>38.36%</b>	18.06%	4.41%	0.94%	0.19%	0.02%	0.02%	0.00%	0.00%	0.00%		

Total Vehicles : 43995

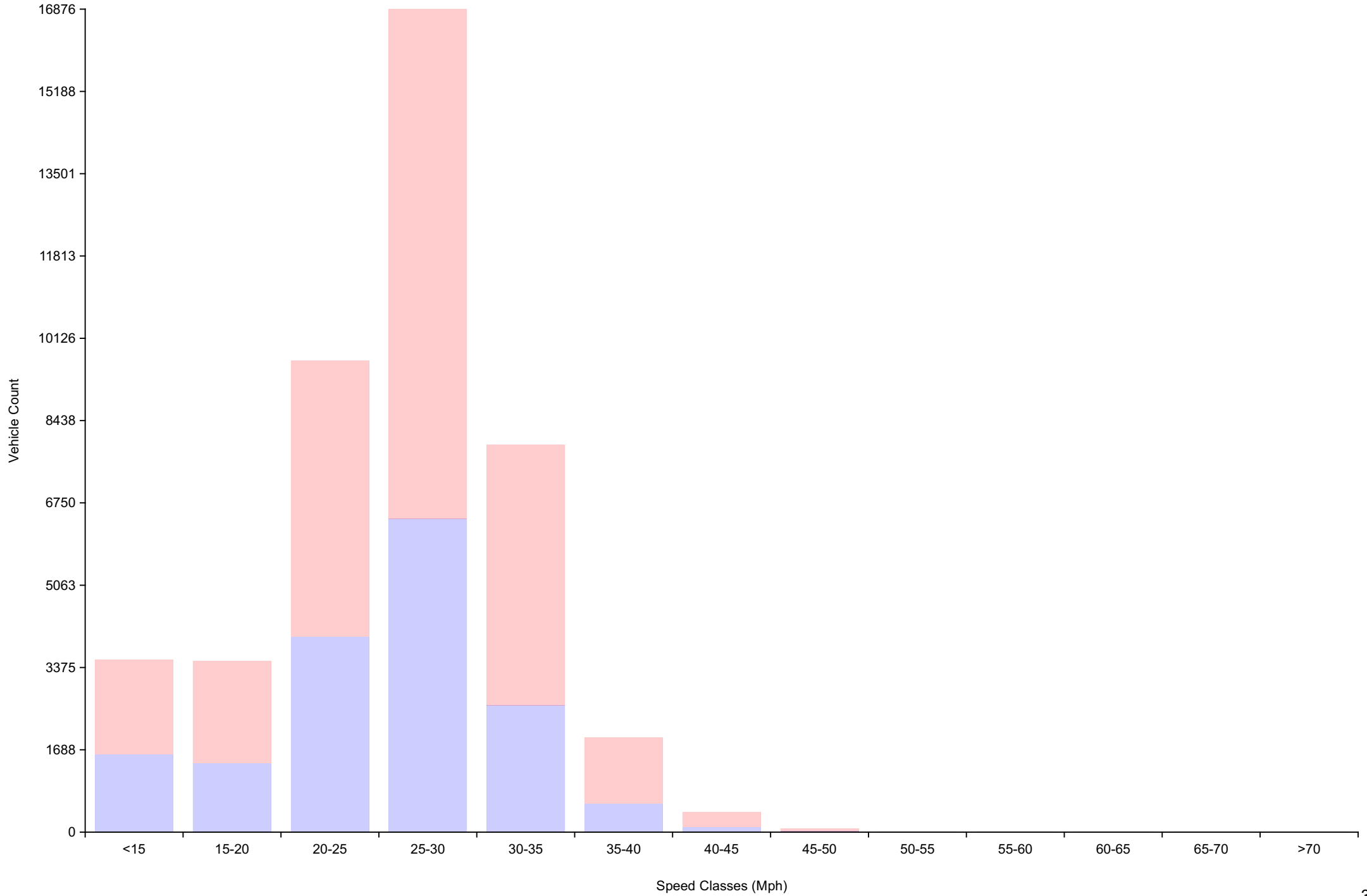
30th Percentile : 22.6 MPH  
 50th Percentile : 25.6 MPH  
 85th Percentile : 30.7 MPH  
 95th Percentile : 34.4 MPH

Average Speed : 25.4 MPH  
 Highest Speed : 59.0 MPH

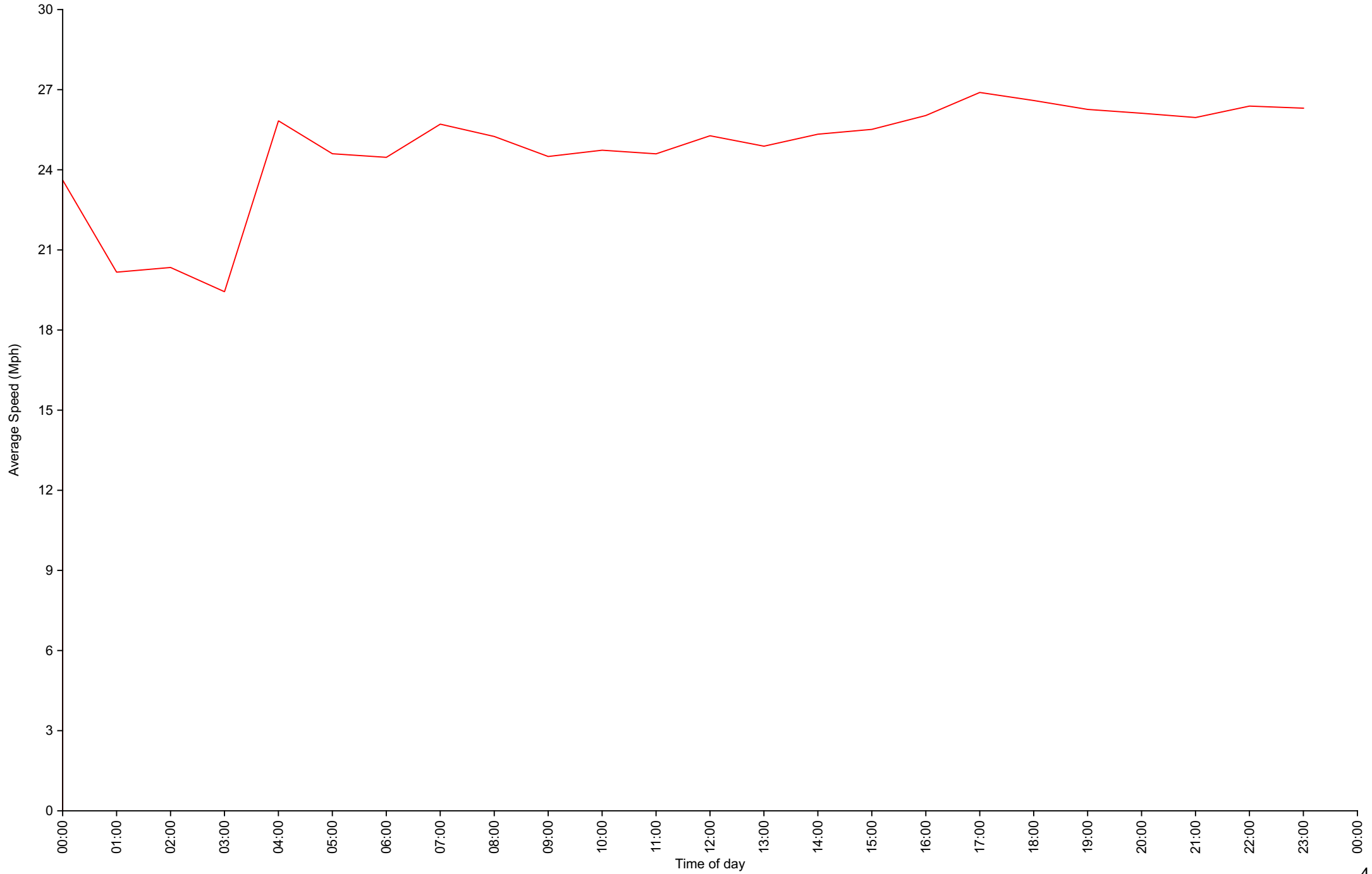
# Vehicle Counts By Hour (60 Minute Resolution)



# Vehicle Counts By Speed Class



# Average Speed By Hour (60 Minute Resolution)



# Cumulative Speed Distribution Curve

