

Traffic Report

Sites: Broad Lane

Dates: Wed Aug 1 2018 - Sat Nov 3 2018

Directions: Westbound

Vehicle Speed Classes (Mph)

	<15	15 20	20 25	25 30	30 35	35 40	40 45	45 50	50 55	55 60	60 65	65 70	>70	Total	85th Percentile
00:00	9	9	26	111	55	21	16	8	0	3	2	0	0	260	36.8
01:00	7	7	12	32	29	12	11	4	1	1	0	0	0	116	38.6
02:00	0	1	1	14	13	9	5	3	1	0	0	1	0	48	40.9
03:00	4	4	2	14	31	23	9	5	1	0	0	0	0	93	39.2
04:00	3	3	11	64	11	18	8	0	0	0	0	0	0	118	36.1
05:00	10	8	9	34	51	22	9	4	0	1	0	0	0	148	37.4
06:00	26	20	57	238	222	130	87	19	4	2	2	1	0	808	38.8
07:00	44	40	132	952	970	229	71	21	2	2	0	0	0	2463	33.5
08:00	62	40	230	1318	1028	187	40	6	3	0	0	0	1	2915	32.1
09:00	106	54	222	1374	1023	179	44	9	3	0	0	0	0	3014	31.9
10:00	63	42	218	1572	1060	197	40	10	3	1	0	0	0	3206	31.9
11:00	52	65	259	1627	1076	211	50	7	0	0	0	0	0	3347	32.0
12:00	69	43	303	1595	1156	184	49	7	1	0	0	0	0	3407	31.8
13:00	75	50	223	1404	1072	225	43	14	1	1	0	0	0	3108	32.2
14:00	84	69	257	1448	1047	168	54	8	3	0	0	0	1	3139	31.8
15:00	81	60	269	1677	1096	181	44	16	2	0	0	0	0	3426	31.7
16:00	76	56	256	1560	1181	212	47	15	5	0	1	0	0	3409	32.0
17:00	54	27	178	1591	1212	225	67	14	3	0	0	0	0	3371	32.3
18:00	67	26	203	1467	1078	228	63	16	7	2	1	0	0	3158	32.6
19:00	47	30	197	1149	821	225	45	17	4	1	3	0	0	2539	33.0
20:00	14	17	123	869	545	166	55	6	7	6	1	0	0	1809	33.5
21:00	19	17	116	649	378	119	46	6	3	3	1	0	0	1357	33.3
22:00	10	9	57	350	244	94	33	18	6	1	1	0	0	823	35.3
23:00	6	5	35	216	147	49	19	5	6	3	1	0	0	492	34.5
AM Total	386	293	1179	7350	5569	1238	390	96	18	10	4	2	1		
PM Total	602	409	2217	13975	9977	2076	565	142	48	17	9	0	1		
Total	988	702	3396	21325	15546	3314	955	238	66	27	13	2	2		
Percent	2.12%	1.51%	7.29%	45.79%	33.38%	7.12%	2.05%	0.51%	0.14%	0.06%	0.03%	0.00%	0.00%		

Total Vehicles : 46574

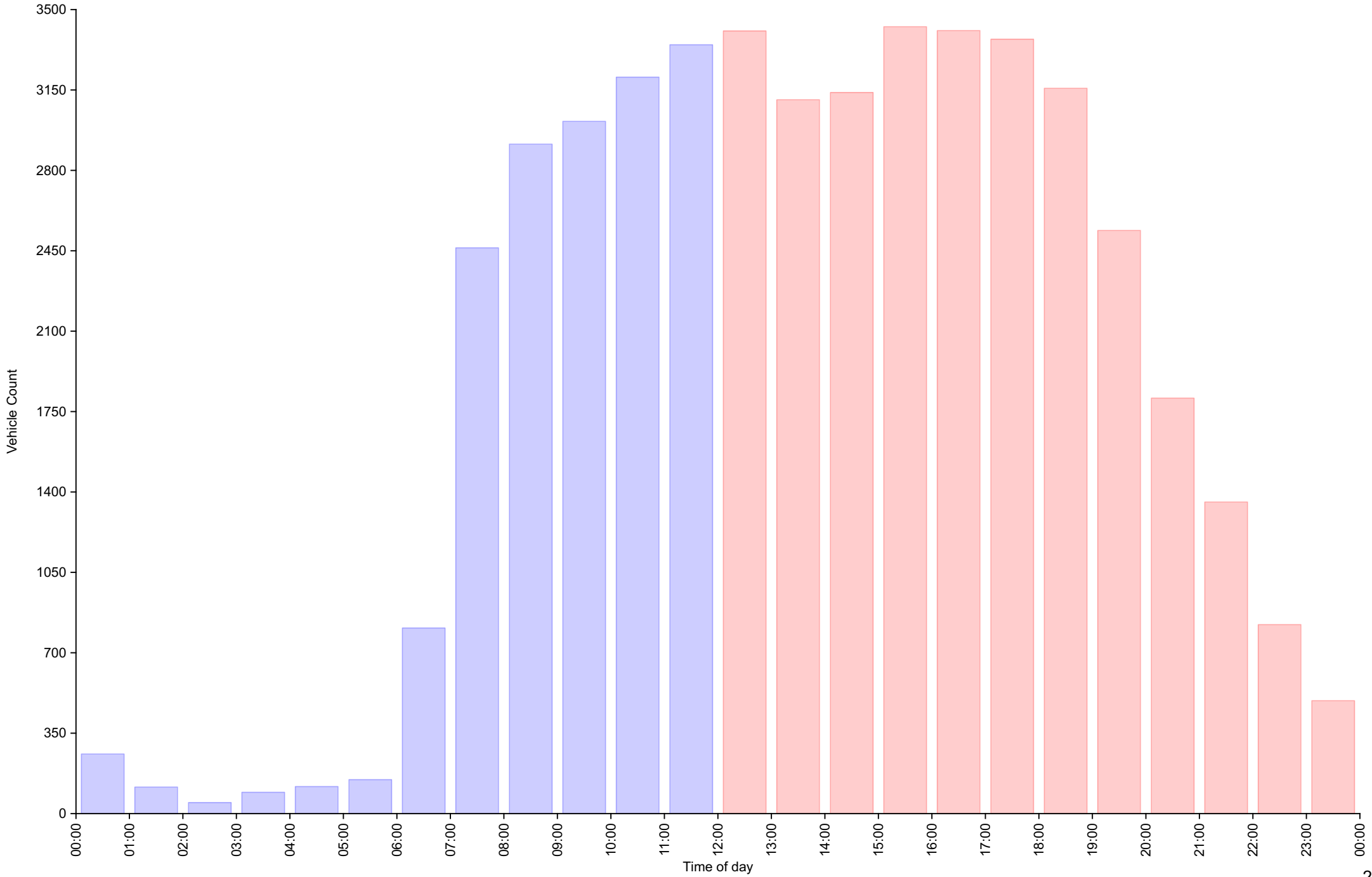
30th Percentile : 26.8 MPH
 50th Percentile : 28.5 MPH
 85th Percentile : 32.5 MPH
 95th Percentile : 36.8 MPH

Average Speed : 29.1 MPH
 Highest Speed : 73.7 MPH

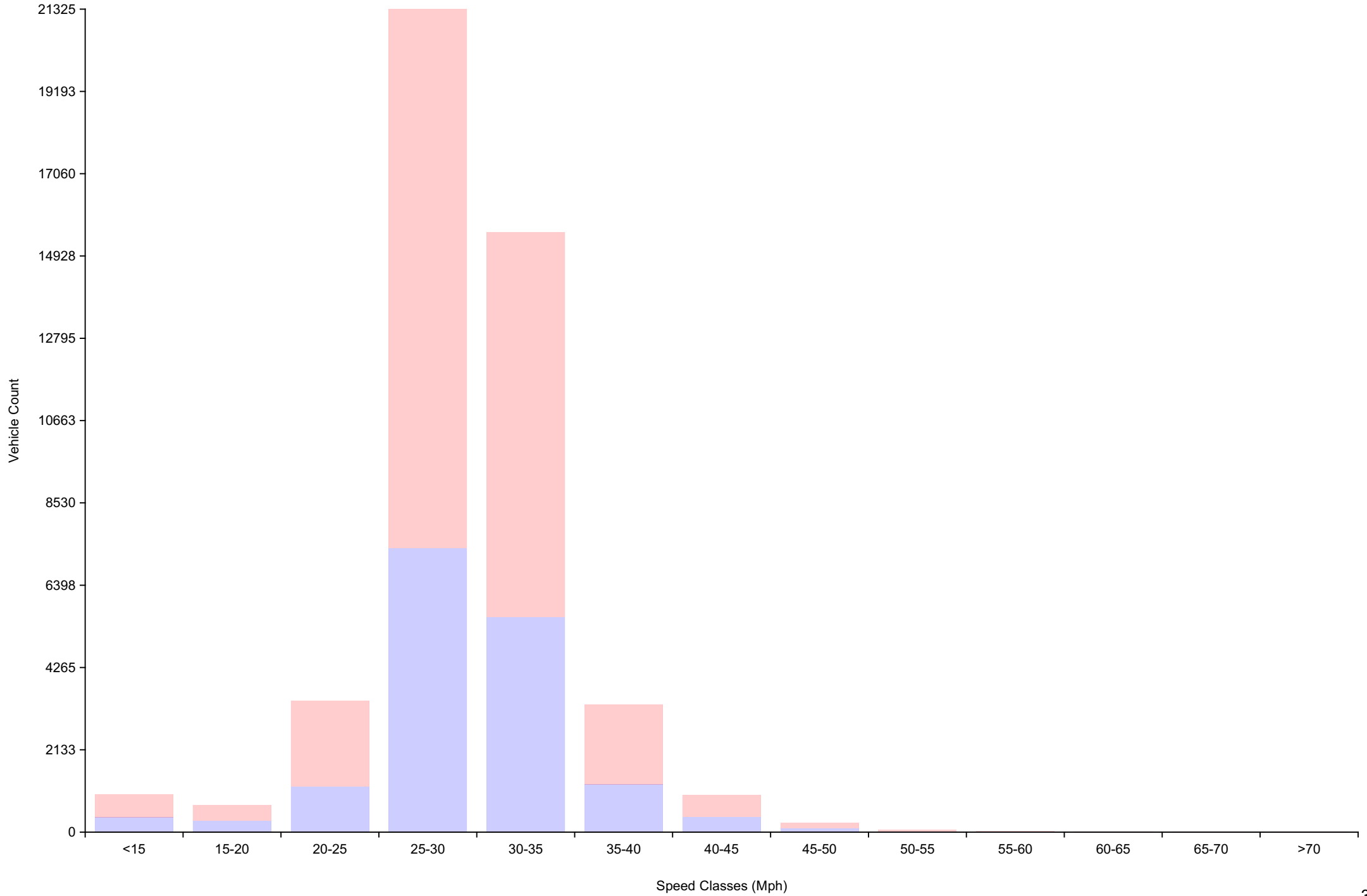
Total Over Speed Limit : 37.2 % (17343 / 46574)

Vehicle Counts By Hour

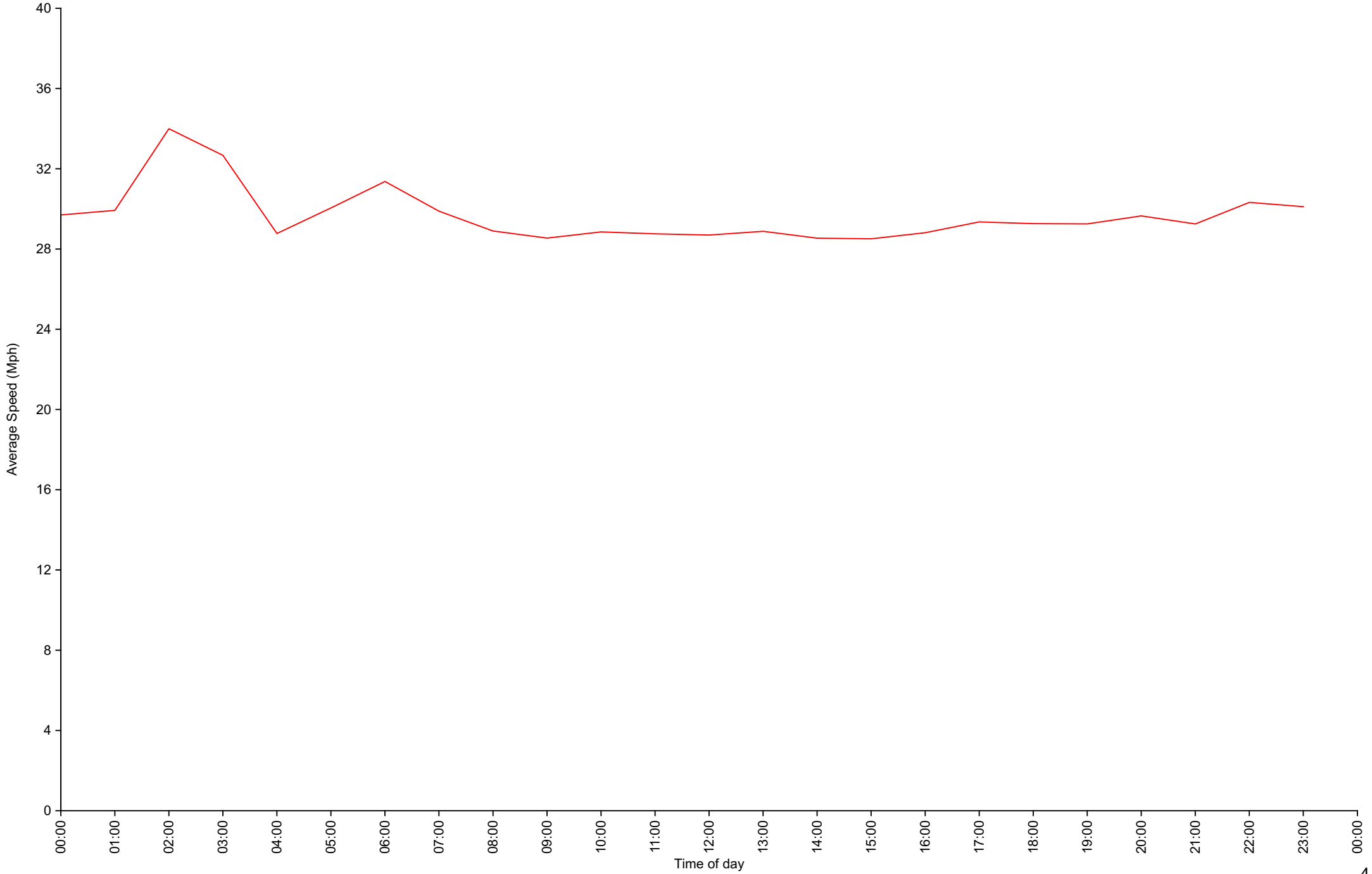
(60 Minute Resolution)



Vehicle Counts By Speed Class



Average Speed By Hour (60 Minute Resolution)



Cumulative Speed Distribution Curve

